

ELECTION DAY



ELECTION WORKER TRAINING
NOVEMBER 2018 GENERAL ELECTION

WRIT OF ELECTION

- Political parties nominate Election Workers during the following elections:
 - Primary and Primary Runoff
 - November General
- For any other election, Presiding Judges, Alternate Judges and Clerks **are not appointed by the parties.**
- **As an Election Worker, you must remember that all election questions, issues and/or concerns will be addressed by the El Paso County Elections Department at all times.**
- Your Writ of Election is in contract and in writing with the entities and you must confirm your acceptance as a worker with Vanessa Ruiz by the deadline provided on your writ.

NEPOTISM

Election Judges, are public officials and public officers. Pursuant to the Texas Government Code, Chapter 573, public officers are prohibited from appointing family members within the **first, second and third degrees by consanguinity or affinity** to positions directly compensated from public funds. Please see table below:

First Degree	Second Degree	Third Degree
Spouse Mother and spouse Father and spouse Daughter and spouse Son and spouse Mother-in-law Father-in-law Stepdaughter Stepson	Granddaughter and spouse Grandson and spouse Grandmother and spouse Grandfather and spouse Sister and spouse Brother and spouse Sister-in-law Brother-in-law Grandmother-in-law Grandfather-in-law Step-granddaughter Step-grandson Half-sister and spouse Half-brother and spouse Stepsister and spouse Stepbrother and spouse	Great-grandmother and spouse Great-grandfather and spouse Great-granddaughter and spouse Great-grandson and spouse Niece and spouse Nephew and spouse Aunt and spouse Uncle and spouse Half-aunt and spouse Half-uncle and spouse Great-grandmother-in-law Great-grandfather-in-law Aunt-in-law Uncle-in-law Niece-in-law Nephew-in-law Step-great-granddaughter Step-great-grandson Step-niece and spouse Step-nephew and spouse

ELECTION DAY BAG PICK-UP

Presiding Judge:


Pick-up your bag before Election Day at one of the following locations:

Area	Location	Date	Times
East	El Paso County-Justice Warehouse, 3850 Justice Dr.	Sunday, Nov. 4 th	12 p.m. to 4 p.m.
West	El Paso County Northwest Annex, 435 Vinton Rd.	Sunday, Nov. 4 th	12 p.m. to 4 p.m.
Central	Bassett Place, 6101 Gateway Blvd. (Suite across from Target)	Monday, Nov. 5 th	9 a.m. to 6 p.m.

- You must call Vanessa Ruiz no later than Thursday, November 1st to choose a pick-up location.
- If you cannot pick-up your bag, the appointed Alternate Judge must pick-up the bag.
- When picking up the bag, please verify all supplies are inside the bag before leaving the location. A checklist will be provided by our office.
- You are responsible for returning all of the items listed on the checklist so be sure to review it carefully.

BEFORE ELECTION DAY

- Review your training materials:
 - Election Day binder
 - Poll Pad Training Guide (*Available on our website, www.epcountyvotes.com*)
 - Video: Electronic Poll Pad Demonstration (*Available on our website, www.epcountyvotes.com*)
 - Handbook of Election Judges and Clerks (*Updated January 2018*)
 - Poll Watcher's Guide (*Updated January 2018*)
 - Texas Poll Worker Training Guide to Working with Voters with Disabilities



CONSTITUTIONAL OATH

- The Statement of Officer must be completed before the Constitutional Oath of Office is administered.
- Each oath that is administered is valid for the duration of the election officer's term of office and shall be filed with the election records, Elections Department.

Example

AW 7-2a
Prescribed by Secretary of State
Article XVI, Section 1, Texas Constitution
Sections 1.016, Texas Election Code
7/2017

CONSTITUTIONAL OATH FOR PRESIDING JUDGE, ALTERNATE JUDGE, AND EARLY VOTING CLERK

Prior to entering service as an election judge, alternate judge, or early voting clerk, individuals must complete the statement of officer and take the constitutional oath. The Statement of Officer must be completed prior to taking the constitutional oath of office.

STATEMENT OF OFFICER

I, Priscilla Morales do solemnly swear (or affirm) that I have not directly or indirectly paid, offered, promised to pay, contributed or promised to contribute any money or thing of value, or promised any public office or employment for the giving or withholding of a vote at the election at which I was elected or as a reward to secure my appointment or confirmation, whichever case may be, so help me God.

Title of Position to Which Appointed: Alternate Judge

Execution

Under penalties of perjury, I declare that I have read the foregoing statement and the facts stated therein are true.

Date: 10/23/2018 Signature of Officer Priscilla Morales

CONSTITUTIONAL OATH OF OFFICE

IN THE NAME AND BY THE AUTHORITY OF THE STATE OF TEXAS,

I, Priscilla Morales do solemnly swear (or affirm), that I will faithfully execute the duties of the office of El Paso County Elections of the State of Texas, and will to the best of my ability preserve, protect, and defend the Constitution and laws of the United States and of this State, so help me God.

Priscilla Morales

Signature of Election Judge/Alternate Judge/Early Voting Clerk

John Smith

Signature of Officer Administering Oath

REMEMBER...

- Arrive at your assigned polling place no later than 6:00 a.m. to set-up equipment, organize forms, etc.
- Presiding Judge, please call the Poll Worker Support Line at (915) 546-2154 to check-in as soon as you enter your polling place no later than 6:15 a.m. and provide a number of Election Workers.
- About 15 minutes before your polling place opens, administer the “Oath of Election Judges and Clerks” for your Election Workers and yourself. Return completed oath inside Envelope #2.

The Texas Election Code states that your polling place must be open to voters by 7:00 a.m. for voting (Sec. 41.031).

POLLING PLACE

- Presiding Judge, Alternate Judge & Clerks:
 - Be professional when communicating with the staff of the facility that you've been assigned to.
 - Should any issues or concerns arise (facility, facility staff, voters, electioneers, etc.) you must contact the Elections Department at (915) 546-2154.
 - Do not take it upon yourself to make any decisions on behalf of the Elections Department.



POLLING PLACE

Presiding Judge:

- Make sure you receive your polling place contact information flyer when you pick-up your supplies.
- Call your point of contact at least a day before the election to ensure he/she will be there to open your polling place by 6:00 a.m.
- Should polling place personnel request to move you to a different location/room/area aside from what's on the flyer, call the Poll Worker Support Line at (915) 546-2154.
- Do not make any decisions or changes regarding polling place location/room/area before contacting the Elections Department first.
- This information is written in contract and must be handled by the El Paso County Elections Department.

PAYROLL

- All Election Workers must write their social security number legibly. Make sure it is the correct number as any minor misspellings will only delay the payroll process.
- **Presiding Judge** and Clerk must sign at the bottom of the payroll form.
- **Presiding Judge** must sign all payroll forms.
- Don't forget to write your Voter Unique Identifier, also known as VUID number.
- Time must be written in quarter hour and indicate a.m. or p.m.
 - Example: Arrived at 6:00 a.m. and worked until 6:15 p.m.

Example

ELECTION DAY PAYROLL FORM



ASSIGNED POLLING PLACE: # 110 DATE: 05 / 06 / 2017

SECTION 1: POLL WORKER INFORMATION

ALL FIELDS ARE REQUIRED. ALL NEW EMPLOYEES MUST PROVIDE A COPY OF THEIR SOCIAL SECURITY CARD.

NAME: Matthews Sophia
LAST FIRST MIDDLE

DESIGNATED PARTY (CHECK ONE): ☒ DEMOCRAT ☐ REPUBLICAN

ELECTION ROLE (CHECK ONE): ☐ PRESIDING JUDGE ☒ ALTERNATE JUDGE ☐ CLERK

SOCIAL SECURITY NUMBER: 222-33-4444 VUID NUMBER: 1092345678

MAILING ADDRESS: 1123 Main St.

CITY: El Paso STATE: TX ZIP: 79936 TELEPHONE: 915-222-3434

UNDER CHAPTER 552 OF THE GOVERNMENT CODE, SEC. 552.024, I ELECT THAT MY HOME ADDRESS AND TELEPHONE NUMBER:

☒ MAY BE RELEASED ☐ MAY NOT BE RELEASED

TO THE PUBLIC UPON REQUEST UNDER THE TEXAS PUBLIC INFORMATION ACT. FAILURE TO MAKE A DESIGNATION RESULTS IN INFORMATION BEING AVAILABLE FOR PUBLIC ACCESS.

SECTION 2: PAYROLL INFORMATION

ALL FIELDS ARE REQUIRED

TIME ARRIVED AT POLLING PLACE: 6:00 ☒ A.M. ☐ P.M.
CLOCK-IN CAN'T BE BEFORE 6:00 A.M.

TIME YOU LEFT POLLING PLACE: 6:30 ☐ A.M. ☒ P.M.

SECTION 3: DELIVERY OF ELECTION DAY KIT (IF YOU DID NOT DELIVER KIT SKIP TO SECTION 4)

DELIVERY OF KIT (CHECK ONE): ☒ ONE VEHICLE ☐ TWO VEHICLES

IF ONE VEHICLE, ARE YOU THE (CHECK ONE): ☐ DRIVER ☒ COMPANION

SECTION 4: OATH AND SIGNATURES

"I, do solemnly swear (or affirm), that I have not directly or indirectly paid, offered, promised to pay, contributed, or promised to contribute any money or thing of value, or promised any public office or employment for the giving or withholding of a vote at the election or as a reward to secure my appointment or confirmation, whichever the case may be, I will faithfully execute the duties of the office of Election Clerk of the State of Texas, and will to the best of my ability preserve, protect, and defend the Constitution and Laws of the United States and of this State, so help me God." And pursuant to Texas Election Code, Chapter 32, I hereby swear that I am a registered, qualified voter and that I was not appointed by a person related to me within the first degree by Consanguinity and Affinity Kinship, Affinity Kinship (relationship by marriage) Consanguinity Kinship (relationship by blood) for purpose of interpreting nepotism as defined in VTCA Government Code, Chapter 573, Sec. 573021-.025.

X Sophia Matthews
Poll Worker Signature

X John Doe
Presiding Judge Signature

Office Use Only: Total Hours: X = Delivery: \$ Total Pay: \$

LEAVING THE POLLING PLACE

- The Presiding Judge:
 - reviews work schedules and assignments with the Clerks (Sec.32.072).
 - treats Clerks uniformly in designating their working hours and duties and in regulating temporary absences (Secs.32.072(c), 32.073(c)).
- When you leave the polling place for a long period of time, you need to note the clock-in and clock-out time on your payroll form.
- Not noting these times on your payroll form is considered theft by deception.
- The Elections Department will remove you and send a complete investigation to the Sheriff's Department.



DRESS CODE

- Acceptable Attire:
 - Pants: Dress slacks, capris, khakis, cargo pants, and denim jeans.
 - Shirts, Tops and Jackets: Blouses, dress shirts, sweaters, casual shirts, polo shirts, cardigans, turtlenecks, suit jackets, sport coats, and blazers. Long sleeve and short sleeve shirts must be buttoned at all times.
 - Sleeveless Attire: Shoulder strap must be 2 inches wide. If the strap is less than 2 inches in width must be accompanied by an overlaying jacket, sweater, cardigan, blazer, etc.
 - Skirts and Dresses: Casuals dresses, skirts, sheath dresses, and skorts. Length of the dress or skirt should be no more than two inches above the knee.
 - Foot Wear: Dress shoes, dress heels, loafers, boots, flats, conservative walking shoes, clogs, and tennis shoes. Feet must be covered at all times and toes should not be exposed.
 - Hats: Are allowed if worn for religious reasons.

DRESS CODE

- Unacceptable Attire:
 - Clothing that exposes too much of your back, chest, stomach, legs, or undergarments is not appropriate for the workplace.
 - For example: Short skirts or shorts, tube tops, halter tops with spaghetti straps, off the shoulder tops, tops with a low neck line, etc.
 - Extremely faded, frayed, bleached, or torn items of clothing.
 - Bib overalls
 - Athletic Wear: Biker shorts, spandex/lycra tops or bottoms, sweatpants, etc.
 - Clothing with any offensive images, words, or slogans.
 - Provocative/revealing/transparent attire
 - Foot Wear: Thongs, flip-flops and any shoe that expose the entire toe area (excluding footwear prescribed by a Physician is permissible if office receives a written request from a doctor).
 - Hats: Athletic type hats/caps, visors or beanies.
 - Any campaign attire (hats, shirts, pin buttons, etc.) is strictly prohibited during any election.

CUSTOMER SERVICE

- Remember to work as a TEAM!
- Create a pleasant atmosphere that reflects the El Paso County Elections Department mission of excellent customer service. Election Workers, please make every effort to maintain a pleasant and professional atmosphere and to resolve fairly any differences that may arise.
- Have fun! Greet voters with a smile.



PEOPLE ALLOWED IN THE POLLING PLACE

1. Election Judges and Clerks. (Secs. 32.071, 32.072)
2. Poll Watchers and Inspectors. (Secs. 33.052, 34.002)
3. Peace Officers summoned or appointed by the Election Judge to preserve order. (Sec. 32.075)
4. Persons admitted to vote. (Sec. 63.001)
5. Children under 18 years old who are accompanying a parent who is admitted to vote. (Sec. 64.002(b))
6. Persons admitted to provide assistance to or to interpret for a voter who is entitled to assistance/an interpreter. (Secs. 61.032, 64.032(c); 42 U.S.C.A., 1973aa-6; U.S.D.C.W.D.Tex. Civil Action No.1:15-cv-00679-RP)
7. Secretary of State and Staff. (Sec. 34.004)
8. Federal Observers. (Voting Rights Act, 42 U.S.C.A., Sec.1973(f))

PEOPLE ALLOWED IN THE POLLING PLACE

9. Persons accompanying a disabled voter (curbside voting). (Sec. 64.009)
10. Election staff people delivering necessary supplies. (Sec. 51.004)
11. Sheriff delivering election supplies at the request of the county election officer. (Sec. 51.009)
12. Persons approved to assist with electronic voting equipment. (Secs. 125.004, 125.006)
13. Emergency personnel, if needed.
14. Student participating in student election. (Sec. 276.007)
15. Officers specially appointed to assist in running student elections. (Sec. 276.007)
16. Voting system technicians. (Sec. 125.010)
17. **Primaries Only**: The county chair of a political party conducting a Primary Election may be in a polling place during the voting period as necessary to perform administrative functions related to the conduct of the election. (Sec. 172.1113)

EXIT POLLING

- The Presiding Judge may allow non-disruptive exit polling within the 100 foot boundaries surrounding the polling place.
- The Presiding Judge must determine that such exit polling does not constitute either:
 1. “Loitering” in violation of Section 61.003(a) of the Code or;
 2. A disruption of order or a contribution to a breach of the peace at the polling place.
- The Presiding Judge has discretion to tell persons conducting the exit poll to go beyond the distance markers if their activities are disruptive to voters.

Texas Election Code, Sections 61.003(a), 32.075, 81.002

ELECTION POSTINGS AND SAMPLE BALLOT

Voter Complaint Information

You may report any complaint about the conduct of this election, including voting rights violations and complaints about local election officials administering the election, to:

For Any Election Texas Secretary of State's Office			
By Calling: (800) 695-6633 (512) 475-3831	By Writing: Office of the Secretary of State 1500 North St. 10th Floor Austin, TX 78701	By Emailing: electioncomplaints@state.texas.gov	By Faxing: (512) 475-3831

For Federal Elections:

By Calling: (800) 232-8615 (800) 435-7529	By Writing: U.S. Dept. of Justice Federal Bureau of Investigation Washington, D.C. 20535	By Faxing: (202) 452-5014 (202) 452-5014
--	--	---

For Local Elections:

County/Office	Address	Phone Number	Web Address
Alameda County	1000 E. 1st St., Suite 100 San Jose, CA 95113	(408) 283-1234	www.alameda.net
Alameda County	1000 E. 1st St., Suite 100 San Jose, CA 95113	(408) 283-1234	www.alameda.net
Alameda County	1000 E. 1st St., Suite 100 San Jose, CA 95113	(408) 283-1234	www.alameda.net

English/ Spanish
(11X17)

Notice to Provisional Voter

A provisional voter must be able to vote in person at the polling place on Election Day. If you are a provisional voter, you must bring your voter registration card and a valid photo identification to the polling place on Election Day. If you do not bring your voter registration card and a valid photo identification, you will not be able to vote.

Notificación al Votante Provisional

Un votante provisional debe poder votar en persona en el lugar de votación el Día de Elección. Si usted es un votante provisional, debe traer su tarjeta de registro de votante y una identificación fotográfica válida al lugar de votación el Día de Elección. Si no trae su tarjeta de registro de votante y una identificación fotográfica válida, no podrá votar.

NOTICE

Prohibition of Certain Devices Within 100 Feet of Voting Station

During an election, no person is allowed to use a mobile communication device within 100 feet of the voting station. This includes, but is not limited to, cell phones, pagers, and other electronic devices. The use of these devices is prohibited within 100 feet of the voting station. The use of these devices is prohibited within 100 feet of the voting station. The use of these devices is prohibited within 100 feet of the voting station.

NOTIFICACION

DE PROHIBICION DE CERTOS DISPOSITIVOS DENTRO DE CIENTO PIES DE LA ESTACION DE VOTACION

En un momento de elecciones, no se permite el uso de dispositivos de comunicación móvil dentro de los 100 pies de la estación de votación. Esto incluye, pero no se limita a, teléfonos celulares, pagers y otros dispositivos electrónicos. El uso de estos dispositivos está prohibido dentro de los 100 pies de la estación de votación. El uso de estos dispositivos está prohibido dentro de los 100 pies de la estación de votación. El uso de estos dispositivos está prohibido dentro de los 100 pies de la estación de votación.

NO CELL PHONES OR USE OF CERTAIN DEVICES WITHIN 100 FEET OF VOTING STATION

NO TELEFONOS CELULARES O USO DE CERTOS DISPOSITIVOS DENTRO DE CIENTO PIES DE LA ESTACION DE VOTACION

During an election, no person is allowed to use a mobile communication device within 100 feet of the voting station. This includes, but is not limited to, cell phones, pagers, and other electronic devices. The use of these devices is prohibited within 100 feet of the voting station. The use of these devices is prohibited within 100 feet of the voting station. The use of these devices is prohibited within 100 feet of the voting station.

NO MEDIA PERMITTED INSIDE POLLING PLACE

NO MEDIAS PERMITIDAS DENTRO DEL LUGAR DE VOTACION

During an election, no person is allowed to use a mobile communication device within 100 feet of the voting station. This includes, but is not limited to, cell phones, pagers, and other electronic devices. The use of these devices is prohibited within 100 feet of the voting station. The use of these devices is prohibited within 100 feet of the voting station. The use of these devices is prohibited within 100 feet of the voting station.

Notice

It is a criminal offense to carry a firearm into any polling place.

Pursuant to Penal Code 46.03(a)(2) it is a third degree felony to possess or carry a firearm on the premises of a polling place on Election Day, or while Early Voting is in progress.

Aviso

Es delito llevar un arma de fuego a cualquier lugar de votación.

De conformidad con el Código Penal 46.03(a)(2), es un delito grave de tercer grado poseer o llevar un arma de fuego en los locales de un lugar de votación el Día de Elección, o mientras la Votación Temprana está en curso.

NOTICE TO VOTER

Notificación al Votante

During an election, no person is allowed to use a mobile communication device within 100 feet of the voting station. This includes, but is not limited to, cell phones, pagers, and other electronic devices. The use of these devices is prohibited within 100 feet of the voting station. The use of these devices is prohibited within 100 feet of the voting station. The use of these devices is prohibited within 100 feet of the voting station.

English/ Spanish

Notice of Required Identification

A voter must show one of the following forms of photo identification at the polling location before the voter can be registered to vote:

- Texas Driver's License issued by the Department of Public Safety (DPS)
- Texas State Identification Card issued by the DPS
- Texas Personal Identification Card issued by the DPS
- Texas Governmental Photo ID issued by the DPS
- United States Military Identification Card (containing the person's photograph)
- United States Citizenship Certificate (containing the person's photograph)
- United States Passport

English/ Spanish

NOTICE TO VOTER

Notificación al Votante

During an election, no person is allowed to use a mobile communication device within 100 feet of the voting station. This includes, but is not limited to, cell phones, pagers, and other electronic devices. The use of these devices is prohibited within 100 feet of the voting station. The use of these devices is prohibited within 100 feet of the voting station. The use of these devices is prohibited within 100 feet of the voting station.

HAVA and Your Voting Rights

Notificación al Votante

During an election, no person is allowed to use a mobile communication device within 100 feet of the voting station. This includes, but is not limited to, cell phones, pagers, and other electronic devices. The use of these devices is prohibited within 100 feet of the voting station. The use of these devices is prohibited within 100 feet of the voting station. The use of these devices is prohibited within 100 feet of the voting station.

English/ Spanish

SAMPLE BALLOT

BOLETA DE MUESTRA

During an election, no person is allowed to use a mobile communication device within 100 feet of the voting station. This includes, but is not limited to, cell phones, pagers, and other electronic devices. The use of these devices is prohibited within 100 feet of the voting station. The use of these devices is prohibited within 100 feet of the voting station. The use of these devices is prohibited within 100 feet of the voting station.

Sample Ballot
Yellow Form(s)

ATTENTION VOTER

During an election, no person is allowed to use a mobile communication device within 100 feet of the voting station. This includes, but is not limited to, cell phones, pagers, and other electronic devices. The use of these devices is prohibited within 100 feet of the voting station. The use of these devices is prohibited within 100 feet of the voting station. The use of these devices is prohibited within 100 feet of the voting station.

NEW

All postings and sample ballot must be visible to the voter immediately entering your polling place (Secs. 62.011, 62.0111, 62.0115, 62.012, 85.036(1) and Penal Code, 46.03(a)(2))

VOTING MACHINE OF CHOICE POSTING

- During any election, the voter will be able to choose the voting machine of their choice.
- This posting must be visible to the voter. We recommend for the posting to be posted behind the qualifying table.

Attention Voter:

Your ballot can be cast at any voting
machine

Atención Votante:

*Puede emitir su boleta en cualquier
maquina de votación*

Posting will be printed in neon green paper

NOTICE OF VOTING ORDER PRIORITY

- The Presiding Judge may allow a voter with mobility problems, and any assistant if requested, to be moved forward in line and be processed before other individuals who arrived to the polling place before the voter.
- An Election Worker cannot require a voter requesting voting order priority to submit proof of the mobility problem.

AW7-7b
Prescribed by Secretary of State
Section 63.0013, Texas Election Code
08/2017

NOTICE OF VOTING ORDER PRIORITY

Pursuant to Section 63.0013, Election Code:

An election officer may give **voting order priority to individuals with a **mobility problem** that substantially impairs the person's ability to move around.**

- A person assisting an individual with a mobility problem may also, at the individual's request, be given voting order priority.
- Disabilities and conditions that may qualify you for voting order priority include paralysis, lung disease, the use of portable oxygen, cardiac deficiency, severe limitation in the ability to walk due to arthritic, neurological, or orthopedic condition, wheelchair confinement, arthritis, foot disorder, the inability to walk 200 feet without stopping to rest, or use of a brace, cane, crutch, or other assistive device.
- Voters who wish to be given voting order priority, and be accepted for voting before others in line to vote at that polling place, may indicate this to any election officer serving at the polling place. The presiding election judge will determine whether the voter and the voter's assistant, if applicable, will be brought forward to the front of the line.

AVISO DE PRIORIDAD DE ORDEN DE VOTACIÓN

De conformidad con la Sección 63.0013, Código Electoral:

Un oficial de elecciones puede dar **prioridad de orden de votación a individuos con un **problema de movilidad** que dificulta sustancialmente la capacidad de la persona para moverse.**

- Una persona que asiste a un individuo con un problema de movilidad también puede, a petición del individuo, ser dado prioridad en el orden de votación.
- Discapacidades y condiciones que pueden calificarle para prioridad de orden de votación incluyen parálisis, enfermedad pulmonaria, el uso de oxígeno portátil, deficiencia cardíaca, limitación severa en la habilidad para caminar debido a condiciones artríticas, neurológicas u ortopédicas, confinamiento de silla de ruedas, artritis, trastorno de pie, la incapacidad para caminar 200 pies sin parar para descansar, o el uso de una abrazadera, bastón, muleta u otro dispositivo de ayuda.
- Votantes que desean recibir prioridad de orden de votación, y ser aceptados para votar antes que otros en la fila para votar en el lugar de votación, pueden indicar esto a cualquier funcionario de elecciones que prestan servicios en el lugar de votación. El juez presidente de elecciones determinará si el votante y el asistente del votante, si es aplicable, serán adelantado al frente de la línea.

NOTICE OF APPROVED FORMS OF ID

- Photo ID postings, available in English and Spanish, must be placed at the entrance door to your polling place so it is visible to voters as they enter. (Sec. 62.016).

ID required for Texas Voters

If you possess one of the following forms of acceptable photo ID, you must present it when voting in person:*

- ★ Texas Driver License issued by the Texas Department of Public Safety (DPS)
- ★ Texas Election Identification Certificate issued by DPS
- ★ Texas Personal Identification Card issued by DPS
- ★ Texas Handgun License issued by DPS
- ★ United States Military Identification Card containing your photograph
- ★ United States Citizenship Certificate containing your photograph
- ★ United States Passport (book or card)



Do not possess and cannot reasonably obtain one of these IDs? Fill out a declaration at the polls describing a reasonable impediment to obtaining it, and show a copy or original of one of the following supporting forms of ID:

- ★ A government document that shows your name and an address, including your voter registration certificate;
- ★ Current utility bill;
- ★ Bank statement;
- ★ Government check;
- ★ Paycheck; or
- ★ (a) A certified domestic (from a U.S. state or territory) birth certificate or (b) a document confirming birth admissible in a court of law which establishes your identity (which may include a foreign birth document).

*With the exception of the U.S. Citizenship Certificate, for voters aged 18-69, the acceptable form of photo identification must be current or have expired no more than 4 years before being presented for voter qualification at the polling place. A person 70 years of age or older may use a form of acceptable photo identification that has expired if the identification is otherwise valid.

Exemptions: Voters with a disability may apply with the county voter registrar for a permanent exemption to showing acceptable photo ID or following the Reasonable Impediment Declaration procedure at the polls. Voters with a religious objection to being photographed or voters who do not possess an acceptable form of photo identification or follow the Reasonable Impediment Declaration procedure at the polls because of certain natural disasters may apply for a temporary exemption to showing an acceptable form of photo identification or following the Reasonable Impediment Declaration procedure at the polls. Please contact your voter registrar for more details.

VOTETEXAS.GOV

ELECTIONEERING

Also known as Campaigning

- Post distance markers 100 ft. in each direction from all entrances through which voters may enter the building in which a polling place is located (Secs. 61.003(a), 62.010(a)).
- It is unlawful for any person to electioneer or loiter within the boundary established by the distance markers. An offense is a Class C misdemeanor (Sec. 61.003).
- Election Workers may not enforce the electioneering or loitering statutes outside the 100 ft. distance marker (Sec. 32.075).

Aw7-6
Prescribed by Secretary of State
Section 61.003 and 62.010, Texas Election Code
03/07

DISTANCE MARKER

NO ELECTIONEERING OR LOITERING
BETWEEN THIS POINT AND THE
ENTRANCE TO THE POLLING PLACE

Electioneering within the distance marker constitutes a Class C misdemeanor. A Class C misdemeanor is punishable by a fine not to exceed \$500.

MARCADOR DE DISTANCIA

*SE PROHIBE ACCIONES EN PLAN DE
CAMPAÑA ELECTORAL ENTRE ESTE
PUNTO Y LA ENTRADA AL LOCAL DE
VOTACIÓN ADELANTADA*

Se prohíbe toda acción referente a campañas electorales dentro de los límites señalados por este marcador, siendo infracción de Categoría C, sancionable con una multa hasta de \$500.

The distance marker shall be posted at least 100 feet from any entrance to the building. (Sec 85.036, Texas Election Code).



NO POLITICKING

- As an Election Worker, your task is to manage an election, not to engage in or discuss politics.
- You must maintain a non-partisan behavior when working at your polling place.
- Do not attempt to influence the voter in any way.
- Do not discuss issues or candidates at the polling place, even if voters are not present.
- Do not speculate on the outcome of the election.



ELECTRONIC DEVICES

- Persons are not allowed to use wireless communication devices within 100 feet of the polling place. Additionally, persons are not allowed to use mechanical or electronic devices to record sound or images within 100 feet of the polling place (Secs. 61.014(a), 81.002).
- Examples of what devices should not be used in the station?
 - Cell phones
 - Cameras
 - Tablet computers
 - Laptop computers
 - Sound recorders
 - Any other device that may communicate wirelessly, or be used to record sound or images

ELECTRONIC AND RECORDING DEVICES (SECS. 61.003 & 61.014)

- **Exception:** Election Worker conducting official duties.
- **Exception:** Use of election equipment necessary for the conduct of the election.
- **Exception:** Persons employed at the polling place while acting in course of person's employment.
- **Exception:** Persons using assistive technology devices. Presiding Judge has discretion on this type of use.

Media


Media is prohibited inside the 100 ft. marker. Should any media personnel arrive at your polling place you must contact the Elections Department. Presiding Judge, you do not have the authority to allow any media personnel to record or conduct interviews within the 100 ft. marker.



WRITTEN COMMUNICATION

- Written communications may be used by voters inside the polling place. Election Workers must periodically check voting machines and common areas of the voting area for sample ballots, pamphlets, brochures or other written materials pertaining to the election that may have been discarded by previous voters (Sec. 61.011).

**VOTE FOR
ME
PAMPHLET**



AUDIO VOTING

- An ADA accessible voting machine should be set-up first thing in the morning prior to 7:00 a.m.
- Still give the voter the ability to choose what voting machine they would like.
- For instructions on “how to” set-up the audio voting equipment, please look inside your Election Day binder.



VOTERS WITH DISABILITIES

- Voters with disabilities have the right to:
 - Vote by themselves and make their own choices
 - Get help from a person of their choice or an Election Worker
 - A physically accessible polling place and the use of an accessible voting machine
 - Vote if they have a guardian, unless a court determines they cannot
 - Be treated in the same way as all other voters. If the voter is properly registered, **it is not up to the Election Worker to question or challenge the voter's registration or competence to vote**

VOTERS WITH DISABILITIES

- General guidelines:
 - **Be respectful.** Use common sense. Voters with disabilities want to be treated the same way as everyone else. Show them the same respect you would give every other voter.
 - **Just ask.** Don't be afraid to offer assistance, but don't automatically give assistance unless the person has requested it or consented.
 - **Communicate with the voter.** Some voters with disabilities may have an Assistant, Interpreter, or friend with them. Always look and speak directly to the voter, not to their companion.

WHAT ABOUT VOTERS WITH DISABILITIES AND TECHNOLOGY?

In recent years, advances in technology have allowed cell phones, tablets and other wireless communication devices to assist voters with disabilities. While the situation is not expressly addressed in the Election Code, an Election Judge may use their authority to allow a voter utilization of these programs/applications at their discretion.

POLL WATCHERS

- “Watcher” means a person appointed to observe the conduct of an election on behalf of a candidate, a political party, or the proponents or opponents of a measure (Sec. 33.001).

The Poll Watcher...

- must provide the Presiding Judge with a “Poll Watcher’s Certificate of Appointment”, which they counter-sign. Presiding Judge, you must keep the Certificate of Appointment in Envelope #2 for return to the custodian of election records after the election (Sec. 66.023(7)).
- must wear a form of identification prescribed by the Secretary of State and provided by the Presiding Judge (Sec. 33.051(f)).
- may not leave the polling place while the polls are open and be readmitted unless the watcher has **served for five (5) consecutive hours** (Sec. 33.052).
- **may not** use wireless communication devices (e.g. cell phones) in a polling place (Sec. 61.014).
- **may not** be accepted for service if Poll Watcher has possession of a device capable of recording images or sound unless Poll Watcher agrees to disable or deactivate the device (Sec. 33.051).

WHAT IS A POLL WATCHER PERMITTED TO DO WHILE ON DUTY?

A Poll Watcher must be permitted, but is not required to:

- witness the installation of voting system equipment at the polling place (Sec. 33.059).
- observe the securing of voting system equipment before the election (Sec. 33.059).
- leave the polling place temporarily in order to use a cell phone or other wireless communication devices (Sec. 62.011).
- sit or stand conveniently near the Election Workers to observe the activities of the election (Sec. 33.056(a)).
- make written notes while on duty. However, if the watcher is permitted to leave the polling place while the polls are open, the watcher may be required to leave his or her written notes with another person selected by the watcher who is on duty at the polling place (Sec. 33.056(d)).
- observe assistance given to voters by Election Workers (Sec. 33.057).
- witness securing of the voting system equipment at the time the polling place closes (Sec. 125.063).
- receive an English translation of any language spoken other than English between an Election Worker and a voter (Sec. 61.036).

POLL WATCHER OVERVIEW

- A Poll Watcher may not talk with the Presiding Judge, Alternate Judge, Clerks or voters regarding the election while it is in progress, except to point out to a Presiding Judge any observed irregularity or violation of the law (Sec. 33.058).
- If a Poll Watcher points out to a Clerk an occurrence that the Poll Watcher believes to be irregular and the Clerk refers the Poll Watcher to the Presiding Judge, the Poll Watcher may not discuss the matter further with the Clerk unless the Presiding Judge invites the discussion (Sec. 33.058).
- A Poll Watcher can view any election document at any polling place (Sec. 33.056(c)).
 - The Elections Department recommends for all Election Workers to not complete the Social Security number on the payroll form. Give it to Vanessa Ruiz during your Poll Worker training or call it in during the election.
- All Election Workers get a copy of their payroll form (pink form).

QUALIFYING THE VOTER

- The voter should be asked whether the voter has obtained one of the acceptable forms of photo ID that is either current or not **expired more than four years**.

New section of the law as of January 31, 2018

Election Advisory No.2018-08: For voters aged 18-69, photo identification must be current or have expired no more than four years before being presented for voter qualification at the polling place. However, a voter aged 70 years of age or older may use an acceptable form of photo identification, no matter for how long it has been expired, so long as it is otherwise valid.

- If the voter says “YES”, the voter is required to present that form of photo ID. If the voter informs you that he/she has an acceptable form but did not bring it to your polling place, the voter may vote a provisional ballot and bring the acceptable form of photo ID to the El Paso County Elections Department **within 6 days to cure their ballot**.

QUALIFYING THE VOTER

- If the voter says “**NO**”, ask the voter if he/she has a reasonable impediment or difficulty to obtaining one of the acceptable forms of photo ID.
- If the voter indicates “YES”, you just inform the voter that he/she can present a supporting form of ID and complete a “**Reasonable Impediment Declaration**.” If the voter presents a supporting form of ID and completed the declaration, the voter will then complete their check-in, and proceed to the voting machine of their choice to cast a regular ballot.

ACCEPTABLE FORMS OF PHOTO ID

1. Texas Driver License issued by the Texas Department of Public Safety (DPS)
2. Texas Personal Identification Card issued by DPS
3. Texas Election Identification Certificate issued by DPS
4. Texas License to Carry a Handgun issued by DPS
5. United States Military Identification Card containing the person's photograph
6. United States Citizenship Certificate/Certificate of Naturalization containing the person's photograph
7. United States Passport (book or card)

DPS RECEIPT WITH PHOTO

- Receipts are issued at DPS locations when you apply for a driver's license, identification card or EIC.
- They are printed on letter sized paper.
- They are used until card is received by applicant in the mail.
- The receipt should not be expired more than four (4) years before being presented for voting.

LOCATION: 898 TIME STAMP: 18:23:38 DATE STAMP: 06-03-2013		TEXAS DEPARTMENT OF PUBLIC SAFETY TEMPORARY IDENTIFICATION CARD VALID UNTIL 07-18-2013	
ORGAN DONOR: N VOTER REGISTRATION: N		DL/ID/LN NUMBER: 34300744 CARD TYPE: ID	
RECEIPT NUMBER: 405DLAT95205390		COMMUNICATION IMPEDIMENT	
MAILING ADDRESS: 1234 ANYWHERE STREET ANYWHERE, TX 78755		NAME: SAMPLE IMA TEST	
		ADDRESS: 1234 ANYWHERE STREET ANYWHERE, TX 78755	
		DATE OF BIRTH: 11-01-1954 EXPIRATION DATE: 11-01-2018	
		SEX: M HEIGHT: 5' 07" ISSUANCE DATE: 06-03-2013	
		EYE COLOR: BRO	
		SIGNATURE: _____	
		EMPLOYEE: _____	
<ul style="list-style-type: none">■ For driver license related questions, please call 512-424-2600 or refer to the DPS website at www.dps.texas.gov or at www.texas.gov.■ Your DL/ID Card will be processed and mailed within 30-60 days.■ You must continue to carry this Temporary Permit until your new card is received.■ For roadside assistance related to the following issues, please call 1-800-525-5555.<ul style="list-style-type: none">■ Stranded with car problems■ Hazardous road conditions■ Debris in the roadway			

VOTERS WITH PERMANENT EXEMPTION

SECS.15.001(C) AND 13.002(I)

- Available for voters with documented disabilities.
- Voter must apply with the Elections Department for a permanent exemption prior to election.
- If the voter has a permanent exemption, and they present their Voter Registration Certificate with an (E) next to the VUID, they do not need to complete a Reasonable Impediment Declaration.

2018-2019 SAMPLE

Lisa Wise
Voter Registrar
500 E. San Antonio Ave., Ste. 314
El Paso, TX 79901-2491
915-546-2154
www.epcountyvotes.com

Secretary of State's Office
Elections Division
1-800-252-VOTE (8683)
www.sos.state.tx.us

RETURN SERVICE REQUESTED Notice# 2642627

VOTER REGISTRATION CERTIFICATE
(Certificado de Registro Electoral)
EL PASO COUNTY (Condado de El Paso)

↓

VUID (VUID) 1095934179 (E)	Gender (Sexo) F	Valid From (Válido desde) 01/01/18
Year of Birth (Año de Nacimiento) 1959	Prec. No. (Núm. Pcto.) 110-1	thru (hasta) 12/31/19

Name and Permanent Residence Address (Nombre y dirección residencial permanente)
VOTER, SUSIE
123 MAIN ST
EL PASO TX 79936

☒ *Susie Voter*

VOTER MUST PERSONALLY SIGN HIS/HER NAME IMMEDIATELY UPON RECEIPT, IF ABLE
(El votante debe firmar esta tarjeta personalmente al recibirla, si puede.)

U.S. REP. (Rep. Federal)	STATE SEN. (Sen. Estatal)	STATE REP. (Rep. Estatal)	COMM. PCT. (Com. Pcto.)
16	29	79	1
J.P. PCT. (J.P. Pcto.)	CITY REP. (Rep. Ciudad)	SCHOOL DIST. (Distrito Escolar)	EPCCD (Distrito de Colegio)
4	7	Y7	6

Name and Mailing Address (Nombre y dirección de correo)
SUSIE VOTER
123 MAIN ST
EL PASO TX 79936

VUID: 1095934179

Designation of (E) next to VUID number

ACCEPTABLE FORMS OF PHOTO ID

EXPIRATION DATES

- An acceptable photo ID must not have expired more than four (4) years before being presented at the polling place, unless, the voter falls under ***Election Advisory No.2018-08.***
 - This is different than some previous elections where the expiration date was required to be not more than 60 days.
- Some acceptable photo ID cards do not expire:
 - Texas Identification Cards for persons aged 60 or older may be permanent and marked “INDEF.”
 - Texas Election Identification Certificates (EIC) for persons aged 70 or older are permanent cards.
 - Some military ID cards are permanent, including Uniformed Services ID cards and Veterans Affairs ID cards. These are usually marked “INDEF.”
 - Certificates of Naturalization and Citizenship do not expire.

ACCEPTABLE SUPPORTING FORMS

- If the voter has been unable to obtain an acceptable photo ID, and the voter has a reasonable impediment or difficulty to obtaining an acceptable photo ID, he/she may present one of the following supporting forms/documents of ID and execute a **Reasonable Impediment Declaration**:
 - Valid Voter Registration Certificate
 - Certified Birth Certificate
 - Copy of or original:
 - Current utility bill
 - Bank statement
 - Government check
 - Paycheck
 - Other government documents with voter's name and an address (original required if it contains a photograph)

VALID VOTER REGISTRATION CERTIFICATE

Lisa Wise
Voter Registrar
500 E. San Antonio Ave., Ste. 314
El Paso, TX 79901-2491
915-546-2154
www.epcountyvotes.com

Secretary of State's Office
Elections Division
1-800-252-VOTE (8683)
www.sos.state.tx.us

2018-2019 SAMPLE

RETURN SERVICE REQUESTED



Notice# 2642627

VOTER REGISTRATION CERTIFICATE (Certificado de Registro Electoral)		
EL PASO COUNTY (Condado de El Paso)		
VOID (VUID) 1095934179	Gender (Sexo) F	Valid From (Válido desde) 01/01/18
Year of Birth (Año de Nacimiento) 1959	Prec. No. (Núm. Pcto.) 110-1	thru (hasta) 12/31/19
Name and Permanent Residence Address (Nombre y dirección residencial permanente) VOTER, SUSIE 123 MAIN ST EL PASO TX 79936		
Party Affiliation (Afiliación del Partido) <input checked="" type="checkbox"/> <i>Susie Voter</i>		
VOTER MUST PERSONALLY SIGN HIS/HER NAME IMMEDIATELY UPON RECEIPT, IF ABLE (El votante debe firmar esta tarjeta personalmente al recibirla, si puede.)		

U.S. REP. (Rep. Federal)	STATE SEN. (Sen. Estatal)	STATE REP. (Rep. Estatal)	COMM. PCT. (Com. Pcto.)
16	29	79	1
J.P. PCT. (J.P. Pcto.)	CITY REP. (Rep. Ciudad)	SCHOOL DIST. (Distrito Escolar)	EPCCD (Distrito de Colegio)
4	7	Y7	6

Name and Mailing Address (Nombre y dirección de correo)

VUID: 1095934179
SUSIE VOTER
123 MAIN ST
EL PASO TX 79936

CERTIFIED BIRTH CERTIFICATE (MUST BE AN ORIGINAL)

- It may be from another state or country, does not have to be from Texas.
- It must not be a copy of a certified copy.
- If the voter's name appears on the **E-Poll Book**, but does not match exactly to the ID provided, a "Substantially Similar Name Affidavit" must be completed by the voter.

CERTIFICATION OF VITAL RECORD
STATE OF TEXAS
City of Austin Registration District

STATE OF TEXAS CERTIFICATE OF BIRTH BIRTH NUMBER

1. Child's Name First: JOHN Middle: DAVID Last: DOE	2. Date of Birth (mm/dd/yyyy): 01/02/1950	3. Sex: MALE
4a. Place of Birth - Country: TRAVIS	4b. City or Town (if outside city limits, give precinct no.): AUSTIN	5. Time of Birth: 05:11 AM
6a. Place of Birth (Planned to deliver at home? <input type="checkbox"/> Yes <input checked="" type="checkbox"/> No) <input type="checkbox"/> Other (Specify):	6b. Name of Hospital or Birthing Center, NPI (if not institution, give street address): DGHTRS OF CHTY HTH SVCS OF AUSTIN-SETON MED CTR	6c. If Plural Birth, Born 1st, 2nd, 3rd, etc.: SINGLE
8a. Attendant's Name, NPI, and Mailing Address: ROSA MORENO 1301 W 38TH ST 201 AUSTIN, TEXAS 78745	8b. Certifier - I certify that this child was born alive at the place and time and on the date as stated: MARIA ARELLANO Signature and Title	8c. Date Signed: 01/02/1950
10. Mother's Name Prior to First Marriage First: JOAN Middle: MARIE Last: BUCK	11. Date of Birth (mm/dd/yyyy): 05/08/1926	12. Birthplace (State, Territory or Foreign Country): CONNECTICUT
13a. Residence - State: TEXAS	13b. County: TRAVIS	13c. City, Town or Location: AUSTIN
13d. Zip Code: 78704	13e. Inside City Limits: <input checked="" type="checkbox"/> Yes <input type="checkbox"/> No	13f. Street Address or Rural Location: 900 SOUTH LAMAR # 207
14. Mailing Address: Same As Residence, or:	15. Father's Name First: DAVID Middle: JAMES Last: DOE	16. Date of Birth (mm/dd/yyyy): 07/04/1918
17. Birthplace (State, Territory or Foreign Country): RHODE ISLAND	18a. Local File Number: 0218731	18b. Date Received by Local Registrar: 01/02/1950
18c. Signature of Local Registrar: <i>Rosario Moreno</i>		18d. Date Issued: 01/02/1950

VB-111.3 REV. 01/05 WARNING: THE PENALTY FOR KNOWINGLY MAKING A FALSE STATEMENT IN THIS FORM CAN BE 2-10 YEARS IN PRISON AND A FINE OF UP TO \$5,000. 346103

REGISTRAR OF VITAL STATISTICS
CITY OF AUSTIN

REGISTRAR OF VITAL STATISTICS
CITY OF AUSTIN

THE STATE OF TEXAS

500508739

DATE ISSUED:

ANY ALTERATION OR ERASURE VOIDS THIS CERTIFICATE

COPY OF OR ORIGINAL CURRENT UTILITY BILL

- It may be a copy or printout.
- To be current, the utility bill must be the most recent version or **at least dated within two (2) months** of the date it is presented to an Election Worker.
- The address on the utility bill does not have to match the address on the **E-Poll Book**.
- If the voter's name appears on the **E-Poll Book**, but does not match exactly to the ID provided, a "Substantially Similar Name Affidavit" must be completed by the voter.



ENERGY

123 Main Street

Sample, Texas 77701

Customer:

Joe B. Customer

123 Main Street

Austin, Texas 78701

Invoice #: 123456

Statement Amount: \$

COPY OF OR ORIGINAL BANK STATEMENT

- It may be a copy or printout.
- The address on the bank statement does not have to match the address on the **E-Poll book**.
- If the voter's name appears on the **E-Poll book**, but does not match exactly to the ID provided, a "Substantially Similar Name Affidavit" must be completed by the voter.



Bank of Texas
123 Commerce
Austin, Texas 78701



Joe B. Customer
123 Main Street
Austin, Texas 78701

CHECKING SUMMARY

Starting Balance \$100.00

DEPOSITS AND ADDITIONS

Paycheck \$1500.00

COPY OF OR ORIGINAL GOVERNMENT CHECK

- It may be a copy or printout.
- The address on the government check does not have to match the address on the **E-Poll book**.
- If the voter's name appears on the **E-Poll book**, but does not match exactly to the ID provided, a "Substantially Similar Name Affidavit" must be completed by the voter.



COPY OF OR ORIGINAL PAYCHECK

- It may be a copy or printout.
- The address on the paycheck does not have to match the address on the **E-Poll book**.
- If the voter's name appears on the **E-Poll book**, but does not match exactly to the ID provided, a "Substantially Similar Name Affidavit" must be completed by the voter.



COPY OF OR ORIGINAL OF OTHER GOVERNMENT DOCUMENT

- Must be an original document if it contains a photograph.
- Must be issued by the Federal Government, a federally recognized Tribal Government, or a state or local government in the United States.
- If the voter's name appears on the [E-Poll book](#), but does not match exactly to the ID provided, a "Substantially Similar Name Affidavit" must be completed by the voter.

For example:

1. Driver's licenses from other states
2. ID cards issued by federally recognized Native American tribes
3. DPS Receipts (without a photo)
4. Expired Voter Registration Certificates
5. Expired Texas DPS-issued Driver Licenses or personal ID cards (over four (4) years)

Note: Government documents do NOT include Social Security cards (no address), public college or university ID's without an address, state/federal employee ID cards without an address, or library cards without an address. The address on the government document has to be an address of the voter. It does not have to match the address on the E-Poll book.

REASONABLE IMPEDIMENT DECLARATION

- The voter must indicate one of the following impediments:
 1. Lack of transportation
 2. Disability or illness
 3. Lack of birth certificate or other documents needed to obtain form of photo ID
 4. Work schedule
 5. Family responsibilities
 6. Lost or stolen identification
 7. Acceptable form of photo ID applied for but not received

Example

REASONABLE IMPEDIMENT DECLARATION													
TO BE COMPLETED BY VOTER													
<p>1 Name: <u>John Voter</u></p> <p style="text-align: center; font-size: small;">VOTER'S DECLARATION OF REASONABLE IMPEDIMENT</p> <p style="font-size: x-small;">A person is subject to prosecution for perjury under Chapter 37, Penal Code, or Section 63.0013 of the Texas Election Code for providing a false statement or false information on this declaration. By signing this declaration, I swear or affirm under penalty of perjury that the information contained in this declaration is true, that I am the same individual personally appearing at the polling place to sign this declaration, and that I face a reasonable impediment to procuring an acceptable form of photo identification listed in Section 63.0101(a) of the Texas Election Code.</p> <p style="font-size: x-small;">My reasonable impediment is due to the following reason(s):</p> <p>2 (Check at least one box below)</p> <table style="width: 100%; border: none;"><tr><td style="width: 50%; vertical-align: top;"><input checked="" type="checkbox"/> Lack of transportation</td><td style="width: 50%; vertical-align: top;"><input type="checkbox"/> Disability or illness</td></tr><tr><td style="vertical-align: top;"><input type="checkbox"/> Lack of birth certificate or other documents needed to obtain acceptable form of photo ID</td><td style="vertical-align: top;"><input type="checkbox"/> Family responsibilities</td></tr><tr><td style="vertical-align: top;"><input type="checkbox"/> Work schedule</td><td style="vertical-align: top;"><input type="checkbox"/> Acceptable form of photo ID applied for but not received</td></tr><tr><td style="vertical-align: top;"><input type="checkbox"/> Lost or stolen identification</td><td></td></tr></table> <p style="font-size: x-small;">The reasonableness of your impediment cannot be questioned.</p> <p>3 <input checked="" type="checkbox"/> <u>John Voter</u> _____ Signature of Voter Date</p> <div style="display: flex; justify-content: space-between;"><div style="width: 45%;"><p style="font-size: x-small;">Sworn to and subscribed before me this</p><p><u>6</u> day of <u>Nov</u>, 20 <u>18</u></p></div><div style="width: 45%; border: 1px solid black; padding: 5px;"><p style="font-size: x-small; text-align: center;">VUID (Voter Unique Identification Number)</p><p style="font-size: large; text-align: center;">1094567890</p></div></div> <p>5 <u>Melissa Rosales</u> _____ Presiding Judge/County Voter Registrar (if applicable)</p> <table border="1" style="width: 100%; border-collapse: collapse;"><thead><tr><th colspan="2" style="text-align: center; padding: 5px;">TO BE COMPLETED BY ELECTION OFFICIAL</th></tr></thead><tbody><tr><td colspan="2" style="padding: 10px;"><p>6 The voter provided a copy or original of one of the following forms of identification:</p><p style="font-size: x-small;">_____ Certified copy of a domestic (from a U.S. state or territory) birth certificate or a document confirming birth admissible in a court of law which establishes the voter's identity (which may include a foreign birth document)</p><p><input checked="" type="checkbox"/> Current utility bill</p><p>_____ Bank statement</p><p>_____ Government check</p><p>_____ Government document that shows the voter's name and an address (including the voter's voter registration certificate)</p><p>_____ Paycheck</p><p>7 Location: <u>110</u> Date of Election: <u>11/06/2018</u></p></td></tr></tbody></table>		<input checked="" type="checkbox"/> Lack of transportation	<input type="checkbox"/> Disability or illness	<input type="checkbox"/> Lack of birth certificate or other documents needed to obtain acceptable form of photo ID	<input type="checkbox"/> Family responsibilities	<input type="checkbox"/> Work schedule	<input type="checkbox"/> Acceptable form of photo ID applied for but not received	<input type="checkbox"/> Lost or stolen identification		TO BE COMPLETED BY ELECTION OFFICIAL		<p>6 The voter provided a copy or original of one of the following forms of identification:</p> <p style="font-size: x-small;">_____ Certified copy of a domestic (from a U.S. state or territory) birth certificate or a document confirming birth admissible in a court of law which establishes the voter's identity (which may include a foreign birth document)</p> <p><input checked="" type="checkbox"/> Current utility bill</p> <p>_____ Bank statement</p> <p>_____ Government check</p> <p>_____ Government document that shows the voter's name and an address (including the voter's voter registration certificate)</p> <p>_____ Paycheck</p> <p>7 Location: <u>110</u> Date of Election: <u>11/06/2018</u></p>	
<input checked="" type="checkbox"/> Lack of transportation	<input type="checkbox"/> Disability or illness												
<input type="checkbox"/> Lack of birth certificate or other documents needed to obtain acceptable form of photo ID	<input type="checkbox"/> Family responsibilities												
<input type="checkbox"/> Work schedule	<input type="checkbox"/> Acceptable form of photo ID applied for but not received												
<input type="checkbox"/> Lost or stolen identification													
TO BE COMPLETED BY ELECTION OFFICIAL													
<p>6 The voter provided a copy or original of one of the following forms of identification:</p> <p style="font-size: x-small;">_____ Certified copy of a domestic (from a U.S. state or territory) birth certificate or a document confirming birth admissible in a court of law which establishes the voter's identity (which may include a foreign birth document)</p> <p><input checked="" type="checkbox"/> Current utility bill</p> <p>_____ Bank statement</p> <p>_____ Government check</p> <p>_____ Government document that shows the voter's name and an address (including the voter's voter registration certificate)</p> <p>_____ Paycheck</p> <p>7 Location: <u>110</u> Date of Election: <u>11/06/2018</u></p>													

- 1: Voter must print name, legibly
- 2: Voter must check at least one box
- 3: Voter signs and dates declaration
- 4: Either the Presiding Judge or the voter completes the Voter Unique Identifier Number (VUID), and **note on the E-Poll Book that the declaration was used by the voter**
- 5: Presiding Judge must sign declaration
- 6: Presiding Judge must check what type of document the voter provided
- 7: Presiding Judge prints the name or precinct of the polling place and date of election, legibly

Note: Once declaration is executed by both the Judge and voter, the voter must be allowed to **cast a regular ballot.**

DECLARATION OF REASONABLE IMPEDIMENT

- **You may not question or challenge the voter regarding their lack of acceptable photo ID.**
 - If the voter states that they have not been able to obtain an acceptable photo ID, and the voter, in response to your question as to whether they have a reasonable impediment or difficulty to obtaining an acceptable ID, states that they have such a reasonable impediment or difficulty, you must explain their right to complete the Reasonable Impediment Declaration and show a supporting form of ID.
- **You may not question the reasonableness of the voter's reasonable impediment or difficulty or the truth of the declaration.**
 - For example, if the voter checks "lack of transportation", you may not challenge the voter's access to a bus route or other means of transportation.

A signed Reasonable Impediment Declaration shall be rejected only upon conclusive evidence that the person completing the declaration is not the person in whose name the ballot is cast.

Note: The form warns that false statements and false information on a Reasonable Impediment Declaration subject a person to prosecution for perjury under Chapter 37, Penal Code, or Section 63.0013 of the Texas Election Code.

ADDRESSES

- You should not compare the address on any ID to the address on the E-Poll Book.
They are not required to match.
- You are only required to confirm with the voter that the address on the E-Poll Book is correct (Sec. 63.0011).
- For example:
 - Ask the voter if he/she still lives on 123 Main Street. This allows the voter to update his/her voter registration record.
 - If the voter says yes...this confirms that their registration records are up to date.
 - If the voter says no...this means that the voter needs to update their address by completing a Statement of Residence.

Example

Instructions for Voting by Mail or

(Al Dorsó: Instrucciones si vota por correo)

Voter ID #109123456

B3-1-41 (12/17)

STATEMENT OF RESIDENCE

For persons whose residence address does not match voter registration address.

CONSTANCIA DE DOMICILIO PERMANENTE

Para personas cuya dirección no coincide con la que aparece en la lista oficial de votantes inscritos.

Last Name Include suffix if any Apellido incluir sufijo si lo hay (Jr., Sr., III)	First Name Nombre de pila	Middle Name (if any) Segundo nombre (si aplica)	Former Name Apellido anterior
Rosales	Melissa		
Residence Address: Street Address and Apartment Number, City, State, and Zip. If none, describe where you live. (Do not include P.O. Box, Rural Route, or Business Address) Domicilio residencial: Número y calle, y número de apartamento, Ciudad, Estado, y Código postal. Si no existe un domicilio, describa donde vive (no incluya apartados postales, rutas rurales o dirección del trabajo).			Gender (Optional) Sexo (Opcativo)
500 E. San Antonio Ave., El Paso, TX 79901			<input type="checkbox"/> Male Masculino <input checked="" type="checkbox"/> Female Femenino
Mailing Address: Address, City, State, and Zip: If mail cannot be delivered to your residence address. Dirección postal: Número y calle, y número de apartamento, Ciudad, Estado, y Código postal (si no se puede entregar correo en su domicilio residencial).		Date of Birth: month, day, year Fecha de Nacimiento: mes, día, año	
12345 P.O. Box, El Paso, TX 79901		07/16/1985	
City and County of Former Residence in Texas Ciudad y condado de residencia anterior en Texas		Telephone Number (Optional) Include Area Code Teléfono (Opcativo) – Incluya código de área	
Austin, TX (Travis County)		(915) 546-2154	
Texas Driver's License No. or Texas Personal I.D. No. (Issued by the Department of Public Safety) No. de licencia de conducir de Texas o no. de identificación personal de Texas (Expedido por el Departamento de Seguridad Pública)		If no Texas Driver's License or Personal Identification, give last 4 digits of your Social Security Number. Si no tiene licencia de conducir de Texas o no. de identificación personal, proporcione los 4 últimos dígitos de su número de Seguro Social.	
12345678		XXX-XX-9997	
<input type="checkbox"/> I have not been issued a Texas Driver's License/Personal Identification Number or Social Security Number. Yo no tengo una Licencia de conducir de Texas/Cédula de identidad personal de Texas o Número de Seguro Social.			

I understand that giving false information to procure a voter registration is perjury, and a crime under state and federal law. Conviction of this crime may result in imprisonment up to 180 days, a fine up to \$2,000, or both. Please read all three statements to affirm before signing. Entiendo que el dar información falsa para obtener una tarjeta de registro electoral constituye un delito de perjurio bajo las leyes estatales y federales. Cometer este delito puede resultar en privación de la libertad hasta 180 días, multa de hasta \$2,000 o ambos castigos. Por favor lea cada una de las tres declaraciones antes de firmar.

- I am a resident of this county and a U.S. citizen; and
- I have not been finally convicted of a felony, or if a felon, I have completed all of my punishment including any term of incarceration, parole, supervision, period of probation, or I have been pardoned; and
- I have not been determined by a final judgment of a court exercising probate jurisdiction to be totally mentally incapacitated or partially mentally incapacitated without the right to vote.

- soy residente de este condado y ciudadano de los Estados Unidos; y
- no he sido condenado por un delito grave, o en caso de ser delincuente, he purgado mi pena por completo, incluyendo cualquier plazo de encarcelamiento, libertad condicional, supervisión, período de prueba, o se me otorgó un indulto; y
- no se me ha declarado, total o parcialmente, como discapacitado mental sin derecho al voto, por el fallo final de un juzgado de sucesiones.

☒ Melissa Rosales

Date 11/06/2018

Signature of Applicant or Agent and Relationship to Applicant or Printed Name of Applicant if Signed by Witness and Date.

Firma del solicitante o su agente (apoderado) y relación de éste con el solicitante, o nombre en letra del molde del solicitante si la firma es la de un testigo, y fecha.

STATEMENT OF RESIDENCE

- Also known as a change of address form.
- If a voter moved, he/she will need to complete this form before voting.
- Or if the voter has a “Suspense” notation on the E-Poll Book, he/she must complete this form and give it back to you before voting.
- All required fields must be complete, signed and dated by the voter.
- If possible, write the voters **Voter ID number** on top of the form. This will allow our office to access their voter record faster to make the changes. The voter ID can be found on the E-Poll Book during the check-in process.

SIMILAR NAME AFFIDAVIT

- If the voter's name on the E-Poll Book is not identical to the voter's name as it appears on the voter's photo ID or supporting form of ID, the Election Worker will determine, under standards adopted by the Secretary of State, if the names are “substantially similar.”
- If the names are substantially similar, the voter shall be accepted for voting after he/she completes a similar name affidavit.

SIMILAR NAME WHEN PROCESSING A VOTER

Initial, Middle Name, Former Name (*maiden names or hyphenated names*).

E-Poll Book	ID
Sandra Robles	Sandra Robles-Avila
Jacob Valenzuela	Jacob Andrew Valenzuela
Aimee L. Smith	Aimee Smith

Slightly Different (*minor misspellings of names*).

E-Poll Book	ID
Vanessa Miller	Vanesa Miller
Mark Lopez	Marc Lopez
Nancy Jones	Nanci Jones

Customary Variation (*English v. Spanish or common abbreviations*).

E-Poll Book	ID
Jose Sanchez	Joseph Sanchez
Kim Rogers	Kimberly Rogers
Esperanza Lopez	Hope Lopez

VOTER'S SIMILAR NAME CORRECTION REQUEST FORM

Voter completes this section. Once completed, return inside Envelope #4

Example

Election Worker must write voter's name and Voter ID as it shows on the E-Poll Book.

AW 13-8c
Prescribed by Secretary of State
Section 63.001(c), Texas Election Code
08/2013

VOTER'S SIMILAR NAME CORRECTION REQUEST FORM
(Forma para Solicitar Corrección del Nombre del Votante)

The name on my voter registration record and the name on my photo ID are not identical.
(El nombre en mi registro de votante y el nombre en mi identificación con foto no son idénticos)

Please update my current voter registration record from:
(Por favor actualicé mis datos del registro de votante con)

PLACE E-POLLBOOK LABEL HERE or WRITE NAME & VUID
Alma J. Clark, Voter ID#123456789

To the following, which is shown on my photo identification:
(Lo siguiente, igual como aparece en mi identificación de foto)

First Name: Alma Middle Name or Initial: Jean
(Nombre) (Segundo nombre o Inicial)

Last Name: Clark Suffix, if any: _____
(Apellido) (Sufijo)

Signature: Alma J. Clark Date: MM/DD/YYYY
(Firma) (Fecha)

Sec. 63.001(c)

QUALIFYING PROCESS

- Chapter 63 of the Texas Election Code
- Step 1: **Identify voter by asking for any of the 7 acceptable forms of photo ID.** If the voter indicates they do not have an **acceptable form of photo ID**, you must inform the voter that he/she can present a **supporting form of ID** and complete a **Reasonable Impediment Declaration**.
- Step 2: **E-Poll Book.** Look-up voter with photo ID or supporting form:
 - Voter's name, precinct number;
 - Address/Residence (does not have to match from E-Poll Book to acceptable photo ID/supporting form);
 - Any notations.

Note: If acceptable form of photo ID or supporting form does not provide an address, you do not need to ask for a second identification for verification.

QUALIFYING PROCESS

- Step 3: **Have you Moved?** Election Worker must ask every voter if they still live at the address shown on the E-Poll Book. If address is different offer voter to complete a Statement of Residence.
- Step 4: **Voter's Information**. Have voter verify his/her information on the E-Poll Book and sign his/her name on the E-Poll Book signature line *(Refer to Poll Pad Training Guide for instructions)*.
- Step 5: **Access Card**. Burn an access card for the voter by using the Bluetooth card burner. *(Refer to Poll Pad Training Guide for instructions)*.
- Step 6: **Cast Ballot**. Direct voter to touchscreen of their choice to cast their ballot.

Note: The address on the voter's identification **does not have to match** the voter's registration address. An Election Worker **may not refuse to accept** a voter's identification because the addresses do not match. Doing so is violation of the law!

MAIL BALLOT REQUESTED

- The voter may cancel his/her mail ballot and cast a regular ballot at your polling place by:
 - Completing the “Request to Cancel Application to Vote by Mail” and;
 - Surrender the mail ballot to any Election Worker.
- For “how to” instructions to process a ballot by mail voter on the E-Poll Book see *Poll Pad Training Guide*. Should you have any questions or need assistance please call the Elections Department at (915) 546-2154.

NOTICE OF IMPROPER DELIVERY SECS.84.033(C)

- If this notice is presented at your polling place, voter must surrender notice.
- Before processing the voter call the Elections Department at (915) 546-2154 for further instructions.
- You must place the notice inside Envelope No.2.

Example

SEN-21a
Section 84.033(C), Texas Election Code
Prescribed by Secretary of State
8/15

NOTICE OF IMPROPER DELIVERY

Name of Voter Rosa O'Keefe VUID Number 1234567891
Precinct Number 147-1

This is to serve as notice that your ballot for the 5/6/17 Election was received by the early voting clerk. It has been determined that your ballot was returned in violation of the Election Code, and your ballot voted by mail will not be counted.

Check Reason:

☐ 1. Your ballot was not returned in the official carrier envelope.

☒ 2. Your ballot was returned in the official carrier envelope but in another envelope containing more than one carrier envelope. If another envelope is used to return the carrier envelope, all persons who enclosed their carrier envelope in the same larger envelope, must be registered to vote at the same address. There was one or more carrier envelopes returned with your carrier envelope from persons not registered to vote at your address.

☐ 3. It has been determined that your carrier envelope originated from the location indicated below. A carrier envelope may not be delivered by a common or contract carrier if the delivery originates from the address of one of the following:

☐ a) headquarters of a political party or candidate in the election

☐ b) candidate in the election unless that is your address

☐ c) specific or general purpose political committee involved in the election

☐ d) an entity that requested the election

☐ 4. The common or contract carrier who delivered your carrier envelope did not provide a receipt for delivery and failed to sign a receipt prescribed by the Secretary of State.

☐ 5. Your ballot was hand-delivered by someone other than you, the voter. Note that carrier envelopes may only be returned by mail or common or contract carrier or by hand-delivery by the voter who voted the ballot.

You may vote during the remainder of the early voting period or at your regular Election Day polling place by presenting this notice to the presiding election officer at the early voting polling place or at your election day polling place.

If you have any questions regarding this matter, please call my office at (915) 546-2154.

Lisa Wise 5/1/17
Lisa Wise Date
Early Voting Clerk

NOTE TO ELECTION OFFICIAL: If a voter presents this notice and offers to vote, the voter must surrender the notice before being accepted for voting. If otherwise qualified, the voter may then vote a regular ballot at the polling place. You should write the word "Cancelled" on this Notice and return it in envelope #2 with other election records.

PROVISIONAL VOTER SEC. 63.011

- A provisional ballot must be offered to:
 - A voter who does not provide an acceptable form of identification
 - A voter whose name is not an exact match or substantially similar
 - A voter whose identity cannot be verified by the identification presented
 - A voter who has received a disability exemption under, but does not have Voter Registration Certificate indicating such exemption



PROVISIONAL VOTER

- A voter who has applied for a ballot by mail, but has not yet properly cancelled the mail ballot application
- A voter who votes during the polling hours that are extended by a state or federal court
- A voter who is registered to vote but attempting to vote in a precinct other than the one in which the voter is registered
- A voter who appears on the E-Poll Book, but whose registered residence address is outside the political subdivision in which the voter is presenting himself or herself to vote

PROVISIONAL PROCEDURE

- If the voter believes they are registered, the Presiding Judge or Alternate Judge must ask if the voter registered or updated their registration at DPS or during a voter registration drive.
- If voter did go to DPS or registered through a voter registration drive, the Election Judge must write the approximate date the voter completed the application on the “Affidavit of Provisional Voter”, also known as the **green envelope**.

PROVISIONAL PROCEDURE

- In addition to asking about DPS or a voter registration drive, it is okay for the Election Judge to ask additional information about when/how the voter believes they have registered in order to complete the provisional process:
 - When did you mail in your card?
 - What was the name/and or location for which you registered through a Volunteer Deputy Registrar or voter registration drive?

All these questions help the voter! Remember to check or mark reason seven (7) on Affidavit of Provisional Voter.


JUDGES RESPONSIBILITIES

1. Have provisional ballots set aside and provisional material ready.
2. Make sure all Election Workers understand that they must offer a provisional to those who are eligible.
 - Judge, please direct the voter to choose a paper ballot of their choice once you display three (3) or more ballots of the same card style.
3. Be prepared to move provisional voters out of the main line and to the side for processing, direct provisional voters to designated provisional voting area.
4. Encourage voters who have time to cure their issue to do so.
5. Keep accurate list of provisional voters.
6. Follow the instructions and fill out all forms completely. Be aware that if there is time, **they can leave and return with proper photo ID or supporting form of ID.**
7. Follow ballot envelope sealing and deposit procedures properly.


NOT REGISTERED TO VOTE/DID NOT MEET VOTER REGISTRATION DEADLINE

- All Provisional Voters must be checked-in on the E-Poll Book **except for** those voters that:
 1. Did not meet the voter registration deadline; or
 2. Are not registered to vote.
- A combination form will be provided to process those voters that fall under this category.
- Remember, should any questions arise call the Elections Department first!


PROVISIONAL PROCESS




E-Poll Book Check-In (Provisional Voter)




List of Provisional Voters



Paper Ballot




Secrecy Envelope



Notice to Provisional Voter



Provisional Bag
Note: Use red bag for voted Republican Party provisional ballots



Affidavit of Provisional Voter

AFFIDAVIT FOR PROVISIONAL VOTER (FRONT)

- If voter decides to vote provisional have him/her complete the front of the affidavit

Example

AW7-15-53, 8/17 Prescribed by Secretary of State Sec. 63.011, Election Code	Type of Election / Tipo de Elección General	Precinct No. where voted Núm. de Precinto-lugar de votación 109	Precinct No. where registered (if known) Núm. de Precinto-inscrito para votar (si se sabe) 110	Date of Election / Fecha de la Elección 11/06/2018	Authority Conducting Election / Autoridad Administrando la Elección Lisa Wise
Affidavit of Provisional Voter (Declaración Jurada de Votante Provisional) (Ballot number if using DRE _____)					
<p>TO BE COMPLETED BY VOTER: I am a registered voter of this political subdivision and in the precinct in which I'm attempting to vote and have not already voted in this election (either in person or by mail). I am a resident of this political subdivision, have not been finally convicted of a felony or if a felon, I have completed all of my punishment including any term of incarceration, parole, supervision, period of probation, or I have been pardoned. I have not been determined by a final judgment of a court exercising probate jurisdiction to be totally mentally incapacitated or partially mentally incapacitated without the right to vote. I understand that giving false information under oath is a misdemeanor, and I understand that it is a felony of the 2nd degree to vote in an election for which I know I am not eligible.</p> <p>PARA QUE EL VOTANTE LO LLENE: Estoy inscrito como votante en esta subdivisión política y en el precinto en cual estoy intentando a votar y aun no he votado en esta elección (en persona o por correo). Soy residente de esta subdivisión política, no he sido definitivamente declarado culpable de un delito grave o si soy el autor de un delito grave, he cumplido toda mi condena inclusive el periodo de encarcelamiento, la libertad condicional, la libertad supervisada, la libertad vigilada, o he sido indultado. No me han determinado por un juicio final de una corte de la legalización de un testamento, ser totalmente incapacitado mentalmente o parcialmente incapacitado sin el derecho de votar. Entiendo que dar información falsa bajo juramento es un delito menor y también entiendo que es un delito grave de 2º grado votar en una elección sabiendo que no cumplo con los requisitos necesarios.</p>					
Last Name (Include Suffix if any)/Apellido usual (Incluir sufijo si lo hay) Martinez		First Name / Su nombre de pila Daniel		Middle Name (if any) / Segundo nombre (si tiene)	Former Name / Nombre anterior
Residence Address: Street Address and Apartment Number, City, State, and ZIP. If none, describe where you live (Do not include PO Box, Rural Rt. Or Business Address) Domicilio: calle y número de apartamento, Ciudad, Estado, y Código Postal: A falta de estos datos, describa la localidad de su residencia. (No incluya el apartado de correos, camino rural, ni dirección comercial.) 123 Main St., El Paso, Texas 79901					Gender: (Optional) / Sexo (Optativo) <input checked="" type="checkbox"/> Male (Hombre) <input type="checkbox"/> Female (Mujer)
Mailing Address: City, State, and ZIP. If mail cannot be delivered to your residence address. / Dirección postal: Ciudad, Estado y Código Postal (si es imposible entregarle correspondencia a su domicilio). 14561 P.O. Box, El Paso, Texas 79901					Date of Birth: Month, Day, Year Fecha de nacimiento: mes, día, año 11 / 10 / 1980
TX Driver's License No. or Personal I.D. No. (Issued by Dept of Public Safety) Número de su licencia de conducir de Texas o de su Cédula de Identidad expedida por el Departamento de Seguridad Publica de Texas). 12345678		Social Security No. (last 4 digits required if you do not have a driver's license or I.D. number) / Número de Seguro Social. (Si no tiene licencia, de conducir ni identificación personal, se requiere los últimos 4 números de su seguro social) XXX-XX-9900		<input type="checkbox"/> I have not been issued a TX driver's license/ personal identification number or Social Security Number. Yo no tengo una licencia de conducir de Texas/Cédula de identidad personal de Texas ni un Número de Seguro Social.	
Check appropriate box: ARE YOU A UNITED STATES CITIZEN? Marque el cuadro apropiado: Soy ciudadano/a de los Estados Unidos Yes <input checked="" type="checkbox"/> Si <input type="checkbox"/> No			Signature of Voter / Firma del votante X Daniel Martinez		

AFFIDAVIT OF PROVISIONAL VOTER (BACK)

Example

TO BE COMPLETED BY ELECTION JUDGE:	TO BE COMPLETED BY THE COUNTY VOTER REGISTRAR FOR STATUS:
<p>VOTER PRESENTED ACCEPTABLE FORM OF IDENTIFICATION</p> <p><input checked="" type="checkbox"/> Yes <input type="checkbox"/> No</p> <p>REASON FOR VOTING PROVISIONAL</p> <p>1. <input type="checkbox"/> Failed to present acceptable form of identification or voter certificate with exemption.</p> <p>2. <input checked="" type="checkbox"/> Voter not on list of registered voters.</p> <p>3. <input type="checkbox"/> Voter not on list, registered in another precinct.</p> <p>4. <input type="checkbox"/> Voter on list of people who voted early by mail, and voter has not cancelled mail ballot application.</p> <p>5. <input type="checkbox"/> Voting after 7:00 p.m. due to court order.</p> <p>6. <input type="checkbox"/> Voter on list, but registered residence address outside the _____ political subdivision.</p> <p>7. <input type="checkbox"/> Other: _____ (Please explain)</p> <p>Sworn and subscribed to before me this date: <u>11/06/2018</u></p> <p><u>Melissa Rosales</u></p> <p>Signature of Election Judge</p>	<p>I, the voter registrar/deputy registrar, did research the records of my office and the following conclusion(s) was made:</p> <p>FOR VOTERS WHO DID NOT PRESENT ACCEPTABLE PHOTO IDENTIFICATION AT THE TIME OF VOTING:</p> <p>1. <input type="checkbox"/> Voter presented acceptable form of identification within 6 days of election day.</p> <p>2. <input type="checkbox"/> Voter met disability exemption within 6 days of election day.</p> <p>3. <input type="checkbox"/> Voter executed religious objection affidavit within 6 days of election day.</p> <p>4. <input type="checkbox"/> Voter executed natural disaster affidavit within 6 days of election day.</p> <p>5. <input type="checkbox"/> Voter did not satisfy identification or affidavit requirements listed in categories 1-4 above, within 6 days of election day.</p> <p>FOR VOTERS WHO VOTED PROVISIONAL: REASONS</p> <p>6. <input type="checkbox"/> Not a registered voter or registration not effective in time for this election.</p> <p>7. <input type="checkbox"/> Registered to vote in another precinct.</p> <p>8. <input type="checkbox"/> Registered to vote in wrong precinct.</p> <p>9. <input type="checkbox"/> Registered to vote in another precinct within the county.</p> <p>10. <input type="checkbox"/> Incomplete voter registration application completed a voter registration application, but it was not received by the voter registrar's office.</p> <p>11. <input type="checkbox"/> Previously removed from the list.</p> <p>12. <input type="checkbox"/> Not registered to vote in _____ political subdivision.</p> <p>13. <input type="checkbox"/> Other: _____ (Please explain)</p> <p>_____ Signature of Voter Registrar</p> <p>_____ Date</p>
<p>Action taken by the Early Voting Ballot Board: <input type="checkbox"/> ACCEPTED <input type="checkbox"/> REJECTED Signature of Ballot Board Judge: _____</p>	

- Check or mark if the voter presented acceptable form of identification
- Check or mark reason for voting provisional
- Print date when affidavit was completed
- Election Judge, sign affidavit

FOR PHOTO ID PROVISIONALS ONLY

Example

TO BE COMPLETED BY ELECTION JUDGE:	TO BE COMPLETED BY THE COUNTY VOTER REGISTRAR FOR STATUS:
VOTER PRESENTED ACCEPTABLE FORM OF IDENTIFICATION <input type="checkbox"/> Yes <input checked="" type="checkbox"/> No	I, the voter registrar/deputy registrar, did research the records of my office and the following completion (s) was made:
REASON FOR VOTING PROVISIONAL	FOR VOTERS WHO DID NOT PRESENT ACCEPTABLE PHOTO IDENTIFICATION AT THE TIME OF VOTING:
1. <input checked="" type="checkbox"/> Failed to present acceptable form of identification or voter certificate with exemption.	1. <input type="checkbox"/> Voter presented acceptable form of identification within 6 days of election day.
2. <input type="checkbox"/> Voter not on list of registered voters.	2. <input type="checkbox"/> Voter met disability exemption within 6 days of election day.
3. <input type="checkbox"/> Voter not on list, registered in another precinct.	3. <input type="checkbox"/> Voter executed religious objection affidavit within 6 days of election day.
4. <input type="checkbox"/> Voter on list of people who voted early by mail, and voter has not cancelled mail ballot application.	4. <input type="checkbox"/> Voter executed natural disaster affidavit within 6 days of election day.
5. <input type="checkbox"/> Voting after 7:00 p.m. due to court order.	5. <input type="checkbox"/> Voter did not satisfy identification or affidavit requirements in categories 1-4 above, within 6 days of election day.
6. <input type="checkbox"/> Voter on list, but registered residence address outside the _____ political subdivision.	FOR VOTERS WHO VOTED PROVISIONAL: REASONS
7. <input type="checkbox"/> Other: _____ (Please explain)	6. <input type="checkbox"/> Not a registered voter or registration not effective in time for this election.
Sworn and subscribed to before me this date: <u>11/06/2018</u>	7. <input type="checkbox"/> Registered to vote in another precinct.
<u>Melissa Rosales</u>	8. <input type="checkbox"/> Registered to vote in another precinct within the county.
Signature of Election Judge	9. <input type="checkbox"/> Incomplete voter registration application completed a voter registration application, but it was not received by the voter registrar's office.
STAMP → PROVISIONAL PHOTO ID	10. <input type="checkbox"/> Previously removed from the list.
	11. <input type="checkbox"/> Not registered to vote in _____ political subdivision.
	12. <input type="checkbox"/> Other: _____ (Please explain)
	Signature of Voter Registrar _____ Date _____
Action taken by the Early Voting Ballot Board: <input type="checkbox"/> ACCEPTED <input type="checkbox"/> REJECTED	Signature of Ballot Board Judge: _____

- Stamp or write "Provisional Photo ID" on back of the affidavit only if option one (1) is checked or marked. Voter must present himself/herself within the 6 day cure period with an acceptable Photo ID to the Voter Registrar's Office.

FOR SUPPORTING ID PROVISIONALS ONLY

Example

TO BE COMPLETED BY ELECTION JUDGE:	TO BE COMPLETED BY THE COUNTY VOTER REGISTRAR FOR STATUS:
VOTER PRESENTED ACCEPTABLE FORM OF IDENTIFICATION <input type="checkbox"/> Yes <input checked="" type="checkbox"/> No	I, the voter registrar/deputy registrar, did research the records of my office and the following conclusion(s) was made:
REASON FOR VOTING PROVISIONAL	FOR VOTERS WHO DID NOT PRESENT ACCEPTABLE PHOTO IDENTIFICATION AT THE TIME OF VOTING:
1. <input checked="" type="checkbox"/> Failed to present acceptable form of identification or voter certificate with exemption.	1. <input type="checkbox"/> Voter presented acceptable form of identification within 6 days.
2. <input type="checkbox"/> Voter not on list of registered voters.	2. <input type="checkbox"/> Voter met disability exemption within 6 days of election day.
3. <input type="checkbox"/> Voter not on list, registered in another precinct.	3. <input type="checkbox"/> Voter executed religious objection affidavit within 6 days.
4. <input type="checkbox"/> Voter on list of people who voted early by mail, and voter has not cancelled mail ballot application.	4. <input type="checkbox"/> Voter executed natural disaster affidavit within 6 days.
5. <input type="checkbox"/> Voting after 7:00 p.m. due to court order.	5. <input type="checkbox"/> Voter did not satisfy identification or affidavit requirements in categories 1-4 above, within 6 days of election day.
6. <input type="checkbox"/> Voter on list, but registered residence address outside the _____ political subdivision.	FOR VOTERS WHO VOTED PROVISIONAL REASONS:
7. <input type="checkbox"/> Other: _____ (Please explain)	6. <input type="checkbox"/> Not a registered voter and not effective in time for this election.
Sworn and subscribed to before me this date: <u>11/06/2018</u>	7. <input type="checkbox"/> Registered to vote in wrong precinct.
<u>Melissa Rosales</u>	8. <input type="checkbox"/> Registered to vote in wrong precinct within the county.
Signature of Election Judge	9. <input type="checkbox"/> If a voting applicant completed a voter registration application, but it was not processed by the voter registrar's office.
	10. <input type="checkbox"/> Previously removed from the list.
	11. <input type="checkbox"/> Not registered to vote in _____ political subdivision.
	12. <input type="checkbox"/> Other: _____ (Please explain)
	Signature of Voter Registrar _____ Date _____
Action taken by the Early Voting Ballot Board: <input type="checkbox"/> ACCEPTED <input type="checkbox"/> REJECTED	Signature of Ballot Board Judge: _____

- If applicable, voter must present himself/herself within the 6 day cure period with an acceptable Supporting ID to the Voter Registrar's Office. The Reasonable Impediment Declaration will be completed and executed by both the voter and the County Voter Registrar's office.

ELECTION ADVISORY NO. 2018-08

RE:VOTER IDENTIFICATION PROCEDURES UNDER SENATE BILL 5 (2017)

- NEW: A Voter may cure a provisional ballot cast due to the failure to present an acceptable form of photo identification or follow the Reasonable Impediment Declaration procedure at the polls or a Voter Registration Certificate with an “E” notation on it by:
 1. presenting an acceptable form of photo ID; or
 2. if the voter does not possess and cannot reasonably obtain an acceptable form of photo ID, executing a Reasonable Impediment Declaration and presenting an acceptable form of supporting ID; or
 3. if applicable, submitting the affidavit for one of the temporary exemptions (natural disaster or religious objection to being photographed); or
 4. if applicable, qualifying for the permanent disability exemption to presenting acceptable photo ID or following the Reasonable Impediment Declaration procedure, within 6 days of Election Day at the Voter Registrar’s Office.
- Ballot will not be counted, if the voter fails to present himself/herself to the Elections Department to provide an acceptable form of ID within the six (6) day cure period.

VOTER HAS A REASONABLE IMPEDIMENT BUT DID NOT BRING THE SUPPORTING FORM TO THE EARLY VOTING STATION

- If the voter states that they **DO NOT** possess an acceptable form of photo ID, and the voter would otherwise not be able to reasonably obtain an acceptable form of photo ID, but has not brought a supporting form of ID to the polling place, the voter should be offered a provisional ballot.
- The voter may “cure” by appearing at the County Voter Registrar’s Office within 6 calendar days of Election Day and presenting an acceptable supporting form of ID and completing a Reasonable Impediment Declaration.

Note: The Election Worker should explain that the voter may also opt to leave the polling place, and return at a later time with their acceptable form of supporting ID and vote a regular ballot after executing a Reasonable Impediment Declaration at the time.

NOTICE TO PHOTO ID PROVISIONAL VOTER SEC.63.001(G)

- Only for acceptable ID (photo ID/supporting form) voters who voted provisional.
- Once “Notice of Provisional Voter” is completed by either Election Judge, inform voter to present himself/herself to the Elections Department within six (6) days from Election Day with acceptable form of ID in order to have provisional ballot counted.
- Provide voter with map which will offer directions to the El Paso County Elections Department.

SEE NEXT SLIDE FOR EXAMPLE

Example

7-15c, Prescribed by Secretary of State, Section 63.001(g), Texas Election Code 1/2018

NOTICE TO PROVISIONAL VOTER

(For provisional voter that did not (1) present an acceptable form of photo ID and (2) complete a reasonable impediment declaration)

A determination whether your ballot will be counted will be made by the early voting ballot board after the election. A notice will be mailed to you within 30 days of the election at the address you provided on your affidavit to vote a provisional ballot indicating either (1) that your ballot was counted or (2) if it was not counted, the reason your ballot was not counted.

If you are voting in the correct precinct, in order to have your provisional ballot accepted,

you will be required to visit your local county voter registrar's office (information below) within six days of the date of the election to either present one of the below forms of photo ID OR if you do not possess and cannot reasonably obtain one of the below forms of photo ID, execute a Reasonable Impediment Declaration and present one of the below forms of supporting ID OR submit one of the temporary forms addressed below (e.g., religious objection or natural disaster exemption) in the presence of the county voter registrar OR submit the paperwork required to obtain a permanent disability exemption. The process can be expedited by taking this notice with you to the county voter registrar at the time you present your acceptable form of photo identification (or if you do not possess and cannot reasonably obtain one of the below acceptable forms of photo ID, execute your Reasonable Impediment Declaration and present one of the below forms of supporting ID, or execute your temporary affidavit or provide your paperwork for your permanent exemption); however, taking this notice is not a requirement.

you will be required to visit your local county voter registrar's office (information below) within six days of the date of the election to either present one of the below forms of photo ID OR if you do not possess and cannot reasonably obtain one of the below forms of photo ID, execute a Reasonable Impediment Declaration and present one of the below forms of supporting ID OR submit one of the temporary forms addressed below (e.g., religious objection or natural disaster exemption) in the presence of the county voter registrar OR submit the paperwork required to obtain a permanent disability exemption. The process can be expedited by taking this notice with you to the county voter registrar at the time you present your acceptable form of photo identification (or if you do not possess and cannot reasonably obtain one of the below acceptable forms of photo ID, execute your Reasonable Impediment Declaration and present one of the below forms of supporting ID, or execute your temporary affidavit or provide your paperwork for your permanent exemption); however, taking this notice is not a requirement.

you will be required to visit your local county voter registrar's office (information below) within six days of the date of the election to either present one of the below forms of photo ID OR if you do not possess and cannot reasonably obtain one of the below forms of photo ID, execute a Reasonable Impediment Declaration and present one of the below forms of supporting ID OR submit one of the temporary forms addressed below (e.g., religious objection or natural disaster exemption) in the presence of the county voter registrar OR submit the paperwork required to obtain a permanent disability exemption. The process can be expedited by taking this notice with you to the county voter registrar at the time you present your acceptable form of photo identification (or if you do not possess and cannot reasonably obtain one of the below acceptable forms of photo ID, execute your Reasonable Impediment Declaration and present one of the below forms of supporting ID, or execute your temporary affidavit or provide your paperwork for your permanent exemption); however, taking this notice is not a requirement.

you will be required to visit your local county voter registrar's office (information below) within six days of the date of the election to either present one of the below forms of photo ID OR if you do not possess and cannot reasonably obtain one of the below forms of photo ID, execute a Reasonable Impediment Declaration and present one of the below forms of supporting ID OR submit one of the temporary forms addressed below (e.g., religious objection or natural disaster exemption) in the presence of the county voter registrar OR submit the paperwork required to obtain a permanent disability exemption. The process can be expedited by taking this notice with you to the county voter registrar at the time you present your acceptable form of photo identification (or if you do not possess and cannot reasonably obtain one of the below acceptable forms of photo ID, execute your Reasonable Impediment Declaration and present one of the below forms of supporting ID, or execute your temporary affidavit or provide your paperwork for your permanent exemption); however, taking this notice is not a requirement.

Acceptable Forms of Photo Identification

- Texas Driver's License issued by the Department of Public Safety (DPS)
- Texas Election Identification Certificate issued by DPS;
- Texas Personal Identification Card issued by DPS;
- Texas Handgun License issued by DPS;
- United States Military Identification Card containing the person's photograph;
- United States Citizenship Certificate containing the person's photograph; or
- United States Passport (book or card).

With the exception of the U.S. citizenship certificate, the identification must be current or, for voters aged 18-69 years, have expired no more than 4 years before being presented for voters qualification at the polling place. A person 70 years of age or older may use a form of identification listed above that has expired if the identification is otherwise valid.

Reasonable Impediment Declaration: If you do not possess one of the forms of acceptable photo identification listed above, and cannot reasonably obtain such identification, you may execute a Reasonable Impediment Declaration and present a copy or original of one of the following supporting documents: (1) a government document that shows your name and an address, including your voter registration certificate; (2) current utility bill; (3) bank statement; (4) government check; (5) paycheck; or (6) (a) a certified domestic (from a U.S. state or territory) birth certificate or (b) a document confirming birth admissible in a court of law which establishes your identity (which may include a foreign birth document).

The address on an acceptable photo identification or a supporting document does not have to match your address on the list of registered voters.

PERMANENT EXEMPTION

During the cure period, voters with a disability may apply with the county voter registrar for a permanent exemption to present an acceptable photo identification or following the Reasonable Impediment Declaration procedure in the county. The application must contain written documentation from either the U.S. Social Security Administration evidencing the applicant's disability, or from the U.S. Department of Veterans Affairs evidencing a disability rating of at least 50 percent. The applicant must also state that he/she does not have a form of identification prescribed by Section 63.0101 of the Texas Election Code. Those who obtain a disability exemption will be allowed to vote upon display of their voter registration certificate reflecting exemption.

TEMPORARY EXEMPTION

During the cure period, a voter may apply for a temporary exemption at the county voter registrar's office for voters who have a consistent religious objection to being photographed OR who do not present an acceptable form of photo identification listed above or follow the Reasonable Impediment Declaration procedure because of certain natural disasters as declared by the President of the United States or the Texas Governor.

Voter must appear before Voter Registrar by:

MM/DD/YYYY

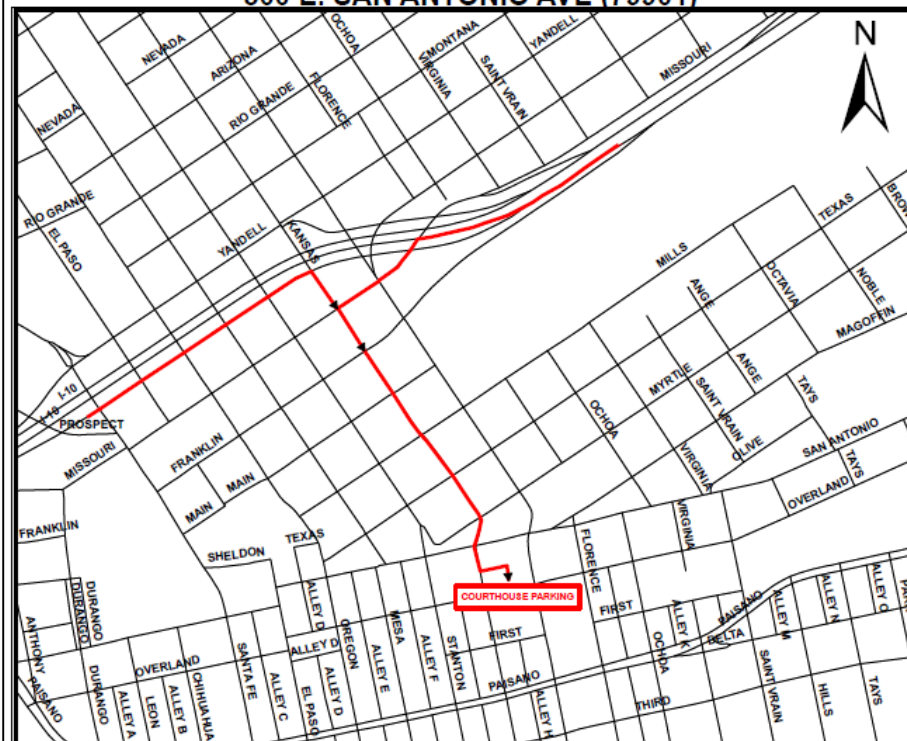
Date

*If you do not have another acceptable form of photo identification you may apply for a free Election Identification Certificate at your local Texas Department of Public Safety office.

Judge, you must complete this section (voter's name, VUID # and Early Voting Station

Completed by Polling Place Official:

Voter's Last Name: Smith
 Voter's First Name: Martha
 VUID #: 1091045789
 Precinct No. 110

ELECTIONS DEPARTMENT-EL PASO COUNTY COURTHOUSE
500 E. SAN ANTONIO AVE (79901)


EL PASO COUNTY COURTHOUSE
ELECTIONS DEPARTMENT

DIRECTIONS TO THE COURTHOUSE**From Westside**

Take I-10 East (exit 19B) on to Wyoming Ave.

From Northeast or Eastside

Take I-10 West (exit 19B) on to Missouri Ave.

1. Turn South on Kansas St.
2. Turn East on Overland St.
3. Then enter County Courthouse Parking
4. Enter the building through the 3RD Floor

LOCATION: El Paso County Courthouse, 3rd Floor, Suite 314
ADDRESS: 500 E. San Antonio Ave.
HOURS: 8:00 AM - 4:45 PM
PHONE: (915) 546-2154
WEBSITE: <http://www.epcountyvotes.com>

PARKING AVAILABLE BEHIND THE COUNTY COURTHOUSE

CURBSIDE VOTING

- What is curbside voting?
- If a voter is physically unable to enter the polling place without assistance or likelihood of injury to his or her health, one Election Worker may deliver a ballot to the voter at the entrance or curb of the polling place (Sec. 64.009(a)).
- The voter must be qualified by the Election Worker before the voter can receive the ballot (Sec. 64.009(b) and (c)).
- If the voter is not only physically unable to enter the station, but is also eligible for voter assistance in making his/her ballot:
 - Two Election Workers may assist the voter (Sec. 64.032(a)) or;
 - The voter may be given assistance by a person of the voter's choice, other than the voter's employer or agent of that employer (Sec. 64.032(c); 42 U.S.C.A. 1973aa-6).



CURBSIDE VOTER PROCESSED ON COMBINATION FORM

- All Curbside Voters **will not be checked-in** on the E-Poll Book
- On Election Day all Curbside Voters vote a regular paper ballot (see next slide)
- A combination form will be provided to process those voters that fall under this category.
- Remember, should any questions arise call the Elections Department first!

CURBSIDE (PAPER BALLOT)

Election Judge:

- Write the precinct number on the ballot (front left corner of ballot).
- Place ballot inside curbside envelope.
- Place curbside envelope inside curbside ballot bag, also known as **purple bag**.

card 3

DEMOCRATIC PARTY RUNOFF ELECTION
(ELECCIÓN DE DESEMPEÑO DE LA PRIMARIA DEL PARTIDO DEMOCRÁTICO)

LOCATION: CASSETT (CONDADO DE) EL PASO COUNTY, TEXAS
PRECINCT: 05 JULY 31, 2012 (31 DE JULIO, DE 2012)
OFFICIAL BALLOT (BOLETA OFICIAL)

INSTRUCTION NOTE: Darken in the oval provided to the left of the statement indicating the way you desire to vote.
(NOTA DE INSTRUCCIÓN: Llene completamente el espacio ovalado a la izquierda de la frase que indica la manera en que quiere votar.)

Please vote on both sides of ballot if necessary.
(Favor de votar los dos lados de la boleta si es necesario.)

I AM A DEMOCRAT AND UNDERSTAND THAT I AM INELIGIBLE TO VOTE OR PARTICIPATE IN ANOTHER POLITICAL PARTY'S PRIMARY ELECTION OR CONVENTION DURING THIS VOTING YEAR.
(YO SOY DEMOCRATA Y COMPREENDO QUE NO ESTOY ELEGIBLE PARA VOTAR O PARTICIPAR EN LA ELECCIÓN PRIMARIA O LA CONVENCIÓN DE ALGÚN OTRO PARTIDO POLÍTICO DURANTE ESTE AÑO ELECTORAL.)

UNITED STATES SENATOR
(SENADOR DE LOS ESTADOS UNIDOS)

☐ PAUL SADLER (5)
☐ GRADY YARBROUGH (6)

JUSTICE, 8TH COURT OF APPEALS DISTRICT, PLACE 2
(JUEZ, CORTE DE APELACIONES, DISTRITO NÚM. 8, LUGAR NÚM. 2)

☐ YVONNE RODRIGUEZ (13)
☐ MARCOS LIZARRAGA (14)

DISTRICT JUDGE, 41ST JUDICIAL DISTRICT
(JUEZ DEL DISTRITO, DISTRITO JUDICIAL NÚM. 41)

☐ MIKE CERVANTES (17)
☐ ANNA PEREZ (18)


DISTRICT JUDGE, 388TH JUDICIAL DISTRICT
(JUEZ DEL DISTRITO, DISTRITO JUDICIAL NÚM. 388)

☐ LAURA STRATHMANN (21)
☐ LUCILA FLORES CAMARENA (22)

DISTRICT JUDGE, 448TH JUDICIAL DISTRICT
(JUEZ DEL DISTRITO, DISTRITO JUDICIAL NÚM. 448)

☐ SERGIO H. ENRIQUEZ (25)
☐ REGINA ARDITI (26)

FRONT CURBSIDE BAG TO GO "SEE INSTRUCTIONS" FOR PROPERLY BALLOT PLACING



RENDERING ASSISTANCE TO A VOTER

Voters who are eligible for assistance:

- Any voter who is physically unable to mark his or her ballot (Sec. 64.031; 42 U.S.C.A., 1973aa-6);
- Any voter who cannot read the languages on the ballot (Sec. 64.031; 42 U.S.C.A., 1973aa-6).

Definitions of assistance (Sec. 64.0321):

- Reading the ballot to the voter
- Directing the voter to read the ballot
- Marking the voter's ballot as directed by the voter
- Directing the voter to mark the ballot

The person who is to provide assistance must first take an Oath of Assistance administered by one Election Worker (Sec. 64.034).

INTERPRETERS, ASSISTANTS AND USING ENGLISH

- All Election Workers, while on duty at the polling place, must use English, except when helping a voter who does not understand English (Secs. 61.031, 61.036).
- The voter may also select an Interpreter, to communicate with the Election Workers attending to the voter in a language that is not English, regardless of whether the Election Worker who attempts to communicate with the voter understands or does not understand the language used by the voter (Sec. 61.032; Docket No. 60, 66).
- An Interpreter may interpret for any number of voters. For each voter, the Interpreter must take the Oath of Interpreter (Sec. 61.035).
- If Assistant or Interpreter is chosen by voter:
 - Effective after August 12, 2016 under the Federal Voting Rights Act to, contrary to Sec. 61.033 of the Texas Election Code, require that Interpreters in Texas have the same eligibility requirements as Assistants.
 - A voter's chosen Assistant or Interpreter may help regardless of their residence, citizenship status, voter registration status, age, or if he/she helped another voter.

PAPER BALLOT

- All polling places are supplied with paper ballots to be used for provisional or curbside voting. The “Register of Official Ballots” form will help you keep track of those ballots.
- Return “Register of Official Ballots” inside ballot bag with unused and spoiled ballots and seal with red seal.
- Do not detach carbon copy. Form needs to be verified by the receiving station before you can keep the carbon copy for your records.

El Paso County Elections Department

Example

Elections Department
500 E. San Antonio Ave., Suite 314
El Paso, TX 79901



Phone: 915 546-2154
Fax: 915 546-2220
www.epcountyvvotes.com

LISA WISE
ELECTIONS ADMINISTRATOR

AW-4
Prescribed by Secretary of State
Section 65.015, Texas Election Code
107

PCT. # 51 & 52

Beginning # 000001

Ending # 000015

REGISTER OF OFFICIAL BALLOTS

Number of ballots received 15 (A)

Number of ballots defectively printed 0 (B)

Number of spoiled ballots returned by voter 0 (C)

Number of unused ballots 14 (D)

Number of ballots voted (curbside + provisional)
(as shown on your receipt) 1 (E)

TOTAL 15 (F)

(add B+C+D+E)=

A & F SHOULD BE EQUAL

I the undersigned, Presiding Judge of the Election held on the 06 day of November 18, at Election Precinct No. 51 & 52 in El Paso, Texas, do hereby certify that the above and foregoing statement of official ballots of said Election is true and correct, and that all ballots returned by me were locked in the appropriate ballot box or bag as required by law.

WITNESS MY HAND this the 06 day of November, 20 18.

Presiding Judge Sign here

Melanie Johnson
Presiding Judge

NOTE: AFTER COMPLETING AND SIGNING THE REGISTER OF OFFICIAL BALLOTS FORM, INSERT THE FORM WITH THE UNUSED BALLOTS IN THE BAG AND PLACE A SECURITY SEAL ON THE BAG. JUDGE AND ALTERNATE JUDGE MUST INITIAL THE SEAL.

For Official Use Only

RECEIVING STAFF AT THE COURTHOUSE:
SIGN BOTTOM PART OF FORM THEN INSERT THE CARBON COPY IN ENVELOPE #3 OR RETURN TO PERSON DELIVERING THE SUPPLIES.

Verified by:



Print first and last name

Sign

Equal Opportunity Employer

REGISTER OF OFFICIAL BALLOTS
SECS.85.032, 127.064 THROUGH 127.068



SPOILED BALLOT

- A voter who makes a mistake while marking his or her ballot may take the spoiled ballot to an Election Worker and exchange it for a new ballot (Sec. 64.007(a)).
 - A voter may spoil up to **two ballots and vote a third ballot** (Sec. 64.007(b)).
- The Election Worker shall put the name of the voter and the ballot number on the Register of Spoiled Ballots, write on the back of the ballot “Spoiled”, and place the spoiled ballot along with the register inside Curbside and Provisional Ballot Bag (see next slide for example).

Example

REGISTER OF SPOILED BALLOTS
(REGISTRO DE BOLETAS DAÑADAS)

Type of Election (Tipo de Elección)	Precinct No. (Núm. del Precinto)
General	171
Date of Election (Fecha de Elección)	Authority Conducting Election (Autoridad Administrando la Elección)
11/06/2018	Lisa Wise

NUMBER ON BALLOT (Número Sobre la Boleta)	TO WHOM GIVEN (Persona Que la Recibió)
000002	Jonathan Marquez

I, the undersigned, Presiding Judge of the election named herein, do hereby certify that the above and foregoing is a true and correct Register of Spoiled Ballots for the above-mentioned election. (Yo, el abajo firmado Juez Presidente de la elección nombrada aquí dentro, por lo presente certifico que el documento precedente señalado arriba es un Registro de Boletas Dañadas para la elección mencionada arriba.)

Given under my hand, this 06 day of November, 2018.

(Ejecutado bajo mi firma, este día de , 20 .)

Felipe Ramirez
Presiding Judge of Election
(Juez Presidente de la Elección)

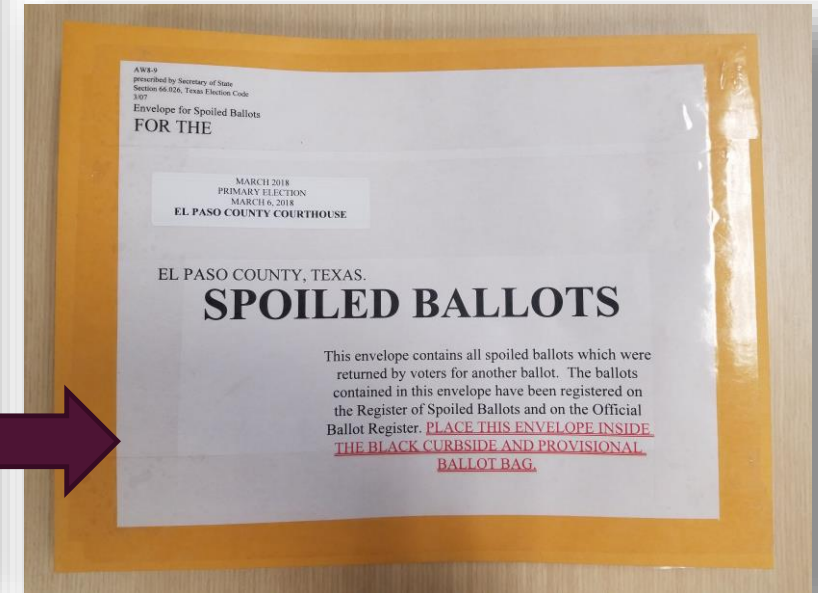
NOTE: RETURN IN BALLOT BOX NO. 4 WITH BALLOTS NOT USED
(NOTA: DEVUELVA ESTO EN LA CAJA NUM. 4 CON LAS BOLETAS QUE NO FUERON USADAS)

Example

Spoiled

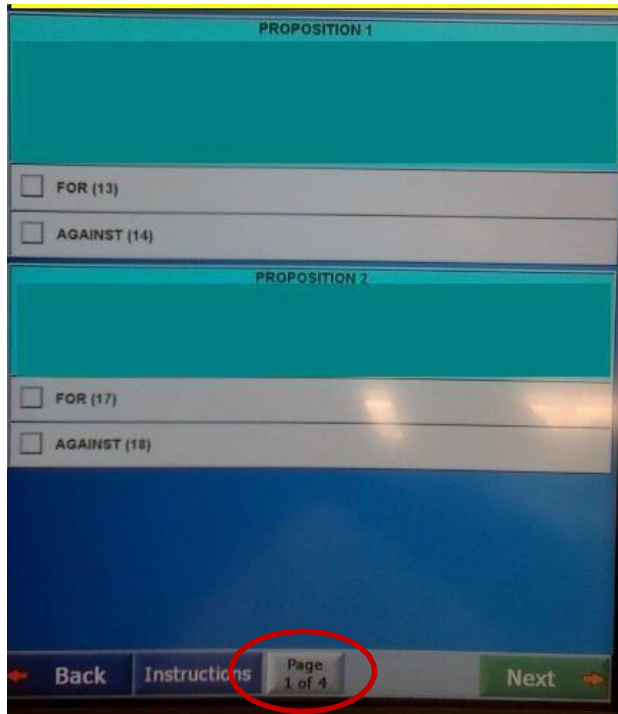
Write "Spoiled" on
the ballot

Insert spoiled paper ballot
and register inside envelope

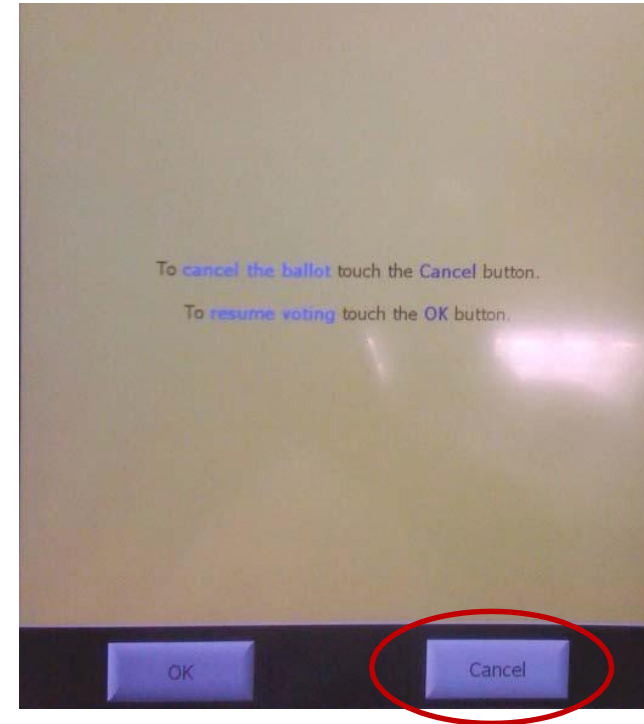


BALLOT CANCELLING

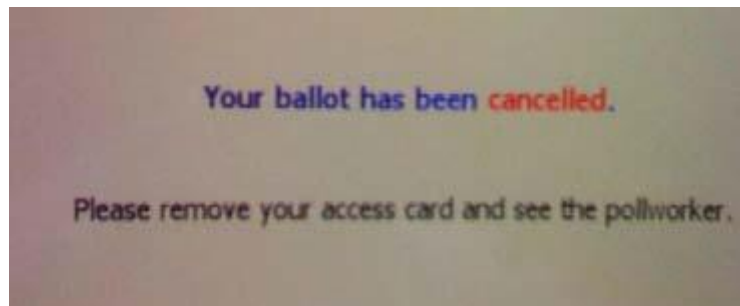

- When a voter no longer desires to cast their ballot or wants to cast their ballot on a different touchscreen, the Election Worker must hold the page number at the bottom middle of the touchscreen for **30 seconds**.
- A warning screen will appear giving the voter the option to resume voting or cancel the ballot. Once a ballot is cancelled, the voter access card used for that ballot will no longer be valid and must be re-encoded before use.
- If access card must be re-encoded you must call the Elections Department. A staff member will un-check voter through the Management System and you must re-check the voter again on the E-Poll Book.



Press the “Page” button at the bottom for **15 seconds**.




Press the “Cancel” button on the cancel ballot screen.



Remove voter access card. This card is no longer active and must be re-encoded in order to be used.

ELECTION DAY SEAL LOG

Example

 **ELECTION DAY SEAL LOG**

LOCATION **POLLING PLACE** PRECINCT **100**

UNITS **0**

ELECTION **SAMPLE ELECTION**

UNIT	TS SERIAL NUMBER	DISK SERIAL NUMBER	YELLOW LOCK SEAL	RED CASE SEAL #1	RED DOOR SEAL #2	DO NOT REMOVE RED SLOT SEAL #3
0	144864	71920140045	466821	45262261	45262262	45262263
1	145174	71920140046	466822	45262264	45262265	45262266
2	106682	71920140047	466823	45262267	45262268	45262269
3	145318	71920140048	466824	45262270	45262271	45262272

UNIT	TS SERIAL NUMBER	OPENING		END OF DAY CLOSING		
		RESEAL OF DOOR SEAL #2	RED SLOT SEAL #3	RED DOOR SEAL #2	RED CASE SEAL #1	YELLOW SEAL
0	144864					
1	145174					
2	106682					
3	145318					

DATE **9 / 10 / 16**

ALT JUDGE **John Hope** JUDGE **Priscilla Morales**

PLEASE PLACE ALL USED SEALS ON THE BACK OF THIS SHEET
Return in Envelope No. 2

- You must have the correct machine count.
- Serial numbers must match; place all used seals on the back of the sheet.
- Use all machines assigned to your polling place.

Do not leave logs inside binder.
Return logs inside Envelope No. 2.

TOUCHSCREEN RECAP SHEET

ELECTION DAY TOUCHSCREEN RECAP SHEET

Precinct Number (Núm. de Precinto)	8	Type of Election (Tipo de Elección)	General
Date of Election (Fecha de la Elección)	11.08.2016	Authority Conducting Election (Autoridad Administrando la Elección)	Lisa Wise

Example

Unit	TOUCHSCREENS										Unit
	TOUCHSCREEN 0	TOUCHSCREEN 1	TOUCHSCREEN 2	TOUCHSCREEN 3	TOUCHSCREEN 4	TOUCHSCREEN 5	TOUCHSCREEN 6	TOUCHSCREEN 7	TOUCHSCREEN 8	TOUCHSCREEN 9	
Serial Number	SN# 18934	SN# 18935	SN# 18936	SN# 18937	SN# 18938	SN#	SN#	SN#	SN#	SN#	Serial Number
COUNT											TOTAL
OPEN 7:00 A.M.	0	0	0	0	0	0	0	0	0	0	= 0
9:30 A.M.	4	6	8	4	7						-29
11:30 A.M.	15	10	11	9	15						-60
1:30 P.M.	23	20	18	15	23						-99
3:30 P.M.	29	35	23	20	28						-135
5:30 P.M.	36	42	29	31	39						-177
CLOSE 7:00 P.M.	45	49	38	45	52						-229

1. Log the touchscreen serial numbers on the row labeled "Serial Number" before 7:00 a.m. on Election Day.
2. At each time interval listed, log the vote count of each touchscreen under the column labeled "COUNT".
3. At each time interval listed, add up the vote count of all touchscreens under the column labeled "TOTAL".

RETURN INSIDE ENVELOPE #2

- To get touchscreen totals look at the bottom right of the touchscreen.
 - Example: TOT:029
- Remember to log in all machines assigned to your polling place.

NOTICE OF VOTER COUNT SEC. 61.007(C)

- The notice shall remain posted at the entrance to your polling place until poll is closed for voters.
- Totals for every interval must match the total number of touchscreen counts from “Touchscreen Recap Sheet.”

Example

AW7-8
Prescribed by Secretary of State
Section 61.007(C), Texas Secretary of State
3.07

PRECINCT(S) 8

NOTICE OF TOTAL NUMBER OF VOTERS WHO HAVE VOTED
(AVISO DEL NUMERO DE VOTANTES QUE HAN VOTADO)

(NUMBER OF VOTERS)
(NUMERO DE VOTANTES)

9:30 A.M. (TOTAL)	<u>29</u>
11:30 A.M. (TOTAL)	<u>60</u>
1:30 P.M. (TOTAL)	<u>99</u>
3:30 P.M. (TOTAL)	<u>135</u>
5:30 P.M. (TOTAL)	<u>177</u>

Priscilla Morales

Signature of Presiding Judge
(Firma del Juez Presidente)

NOTE TO PRESIDING JUDGE:
The total number of voters as shown on the poll list shall be posted at the times listed. The notice shall remain posted until the polls close. Return this form in envelope #2 to the general custodian of the election records.

NOTA AL JUEZ PRESIDENTE:
El número de votantes establecido en la lista de votantes se mostrará a las horas señaladas arriba. El aviso quedará puesto hasta que cierren los sitios de votación. Devuelva esta forma en el sobre # 2 a la persona a cargo de los archivos electorales.

RETURN INSIDE ENVELOPE #2

RECEIPT

- To be completed with:
- Total voted ballots in units+
- Total voted ballots curbside +
- Total voted ballots provisional
- = Total voted ballots

RECEIPT

PRECINCT #: **8**

ELECTION: May Special and Uniform Election DATE: May 7, 2016

VOTED BALLOTS CERTIFICATE
COMPLETE AND DELIVER WITH CURBSIDE, PROVISIONAL AND BLUE BANK BAG TO RECEIVING STATION:

TOTAL VOTED BALLOTS IN UNITS:	229
TOTAL VOTED BALLOTS CURBSIDE:	+ 1
TOTAL VOTED PROVISIONAL BALLOTS:	+ 6
TOTAL VOTED BALLOTS:	= 236

SIGNATURE OF ELECTION JUDGE: Priscilla Morales

SIGNATURE OF CENTRAL COUNT STAFF: _____

TIME IN: _____

§ 127.065. Receiving Sealed Ballot Box at Counting Station
(a) On receipt of a sealed ballot box, the presiding judge of the central counting station or the judge's designee shall give a signed receipt for the box to one of the delivering officers. The presiding judge at the polling place shall preserve the receipt for the period for preserving the precinct election records.

PRECINCT(S)

Example

VOTING MACHINES AND SIGNS

- Only Election Workers can open and close voting machines.
- Any machine problem(s) please close machine(s) and call tech support immediately at (915) 546-2154.
- Take plenty “Vote Here” signs for your polling place.
- At the end of the day leave “Vote Here” signs and voting machines in same area where you first located the voting machines at the beginning of the day.



CLOSING THE POLLS

- Officially close and lock the door to your polling place at 7:00 p.m. (Sec. 41.031(a)).
- Every voter in line before 7:00 p.m. must be allowed to vote (Sec. 41.032).
 - Have all voters enter the polling place, if possible, and lock the door
 - If it is not possible to get all of the people waiting in line into the polling place, position an Election Worker after the last person in line at 7:00 p.m., or
 - Distribute numbered identification cards, tokens, etc. to people waiting in line at the time for official closing of the polls (Sec. 41.032(b)).
- Do not begin closing voting machines until last voter has finished voting.
- Pack all supplies provided by the Elections Department inside Election Day bag.
- Return to the El Paso County Courthouse, 3rd floor, to deliver the Election Day bag. Remember to park inside the County Garage to receive parking pass validation.

END OF DAY 2'S & 4'S

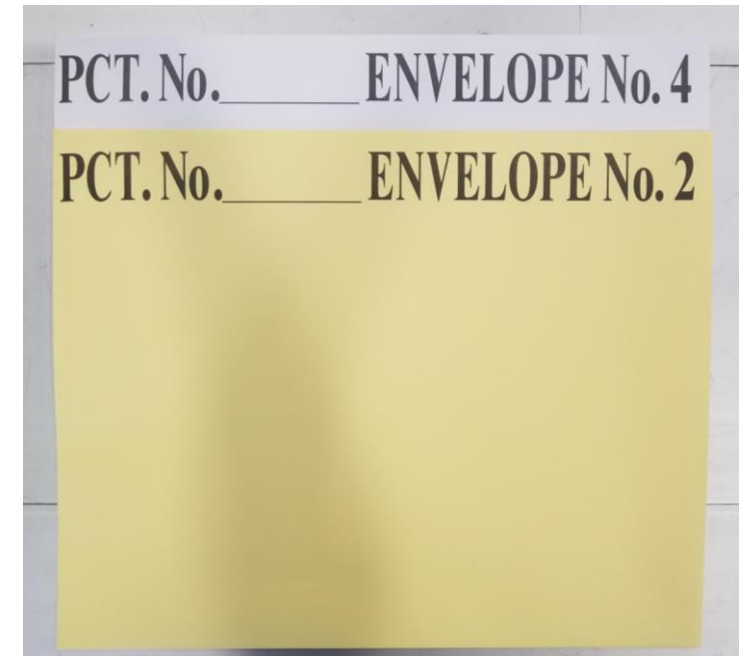
At the end of the day, the various forms that came out of the Election Day bag at the beginning of the day must be distributed to appropriate authorities in particular envelopes. Unused forms go back into the Election Day forms envelope.

■ Envelope 2

- Reasonable Impediment Declaration, if any
- Poll Watcher Certificate of Appointment (if presented)
- Notice of Total Number of Voters Who Have Voted (must be posted at entrance to polling place during the day)
- Oath of Election Judges and Clerks/Oath of Assistance and Interpreters
- Election Day Seal Log (pink form; will be available inside Election Day binder)
- Touchscreen Recap Sheet
- Notice of Defective Delivery, if any

■ Envelope 4

- Statement of Residence, if any
- Texas Voter Registration Application (English and Spanish), if any
- Voter's Similar Name Correction Request Form, if any



VOTING MACHINE CLOSING PRODECURES

- After closing your polling place, Presiding Judge and Alternate Judge must eject data disk from each card slot on every assigned voting machine whether machine was used or not.
- Place all disks inside blue bank bag.
- Must lock the bank bag and remove the key.
- Place key inside the clear envelope (envelope will be attached to the blue bank bag), and seal with blue seal.

Note: Both the Presiding Judge and Alternate Judge must initial seal at the time of sealing.

VOTING MACHINE CLOSING PROCEDURE



- Remember to place both sealed plastic key envelope and sealed blue bank bag at the very top of your Election Day bag.

CLOSING THE POLLS










- Officially close and lock the door to the polling place at 7:00 p.m. (Sec. 41.031(a)).
- Every voter in line before 7:00 p.m. must be allowed to vote (Sec. 41.032).
 - Have all voters enter the polling place, if possible, and lock the door
 - If it is not possible to get all of the people waiting in line into the polling place, position an Election Worker after the last person in line at 7:00 p.m.
 - Distribute numbered identification cards, tokens, etc. to people waiting in line at the time for official closing of the polls (Sec. 41.032 (b)).
- Do not begin closing any of the voting machines until last voter has finished voting.
- Pack all supplies provided by the Elections Department inside Election Day bag.
- Return to the El Paso County Courthouse, 3rd floor, to deliver the Election Day bag. Remember to park inside the county garage to receive parking pass validation.

ITEMS TO BE ON TOP OF ELECTION DAY BAG

- When preparing to leave your polling place, items listed on this form must be at the very top of the bag upon return to the El Paso County Courthouse.
- This form will be available in the back of your Election Day binder.

Election Day

ITEMS TO BE ON TOP OF ELECTION DAY KIT (BAG) WHEN CLOSING POLLING PLACE AFTER 7:00 P.M.

Receipt Complete with total number of votes for touchscreen, curbside and provisional ballots. 	Provisional Curbside Bag For Primaries Only: Democratic Party - Blue Bag Republican Party - Red Bag 
Curbside Ballot Bag (Purple Bag) Voted ballots inside ballot bag and seal with red seal . 	Orange Access Card Bag Inside: <ul style="list-style-type: none">• Access cards• Key/wristband• Bad card(s)• Envelope & Password 
Payroll Envelope For Primaries Only: Democratic Party - Manila Envelope Republican Party - Red Envelope 	Cancelled Ballots For Primaries Only: Democratic Party - D Republican Party - R 
Envelopes 2 and 4 Presiding Judge must return envelopes No. 2 and 4. Forms guide is inside binder. 	Poll Book(s) 
Blue Bank Bag & Key Envelope Blue Bank Bag Includes: All assigned disks and zero reports. You must lock and seal with red seal . Presiding Judge and Alternate must initial the seal. Key Envelope Blue bank bag key and seal with red seal . Presiding Judge and Alternate must initial the seal.	 Note: Remember to place both sealed plastic key envelope and sealed blue bank bag at the very top of your Election Day Bag.

Presiding Judge: Your Election Day kit (bag) must be dropped off at the El Paso County Courthouse, 3rd Floor, located at 500 E. San Antonio Ave., El Paso, Texas 79901. Please park your vehicle inside the County Garage located at 500 E. Overland Ave., El Paso, Texas 79901. Parking pass will be validated only when you park inside the County Garage.

DELIVERY OF ELECTION DAY BAG

- Both the Presiding Judge and Alternate Judge must deliver the Election Day bag to the El Paso County Courthouse.
- Please make arrangements to deliver the bag together. It's recommended that both Election Judges ride together, but it's not required.
- Alternate Judge can follow the Presiding Judge in a separate vehicle, if necessary.

END OF TRAINING

FOR MORE INFORMATION OR QUESTIONS REGARDING THIS
TRAINING CONTACT MELISSA ROSALES AT:

MeRosales@epcounty.com

WWW.EPCOUNTYVOTES.COM